

SIUE Transfer Equivalency Self-Service

Overview

Transfer Equivalency Self-Service is a tool that helps current and prospective students understand how previous academic work may apply to their intended SIUE degree. It connects with SIUE's Degree Works audit system to generate a preliminary degree audit based on your transfer credits.

Getting Started

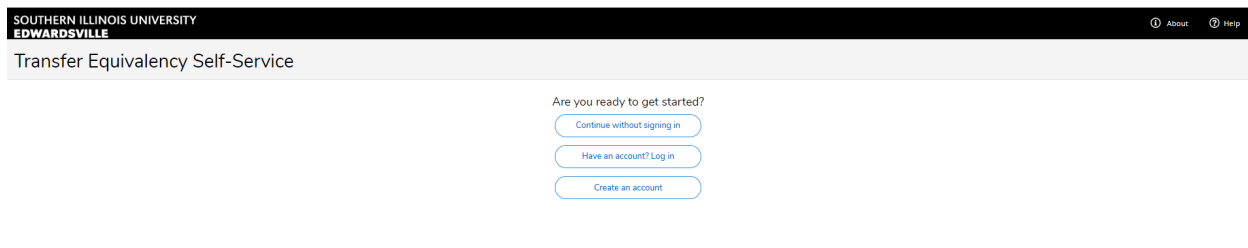
Accessing the Tool

Start from the [Transfer Equivalency Self-Service](#) landing page.

Account Creation (Optional)

You do **not** need to create an account to use the tool. However, an account allows you to:

- Save your audit
- Return to edit it later without re-entering information

A screenshot of the SIUE Transfer Equivalency Self-Service landing page. The header shows 'SOUTHERN ILLINOIS UNIVERSITY EDWARDSVILLE' on the left and 'About Help' on the right. Below the header, the page title 'Transfer Equivalency Self-Service' is displayed. The main content area asks 'Are you ready to get started?' and provides three buttons: 'Continue without signing in', 'Have an account? Log in', and 'Create an account'.

To create an account, you will need:

- Email address
- Name
- Password

Note: This account is specific to Transfer Equivalency Self-Service and is not tied to your SIUE e-ID or other systems.

Step 1: Enter Your Goal Information

Regardless of whether you create an account, you will begin by entering:

- **Planned enrollment term** (e.g., Fall 2025)
- **Program** you plan to pursue
- **Level** (Undergraduate or Graduate — this is auto-filled based on your degree)
- **Degree** you plan to pursue
- **Major** (based on your degree selection)

Optional:

- **Minor**
- **Concentration**

The "Your Answers" panel helps track your progress.

If you need to restart, click the circular arrow icon in the upper right.

SOUTHERN ILLINOIS UNIVERSITY
EDWARDSVILLE

Transfer Equivalency Self-Service

Basics Transfer Results

When do you plan to enroll? *

Summer 2025

Your Answers

1. Enrollment Dates *
Summer 2025
2. Intended Program *
Arts and Sciences - BS
3. Intended Level *
Undergraduate
4. Intended Degree *
Bachelor of Science
5. Intended Major *
Applied Communication Studies (A/C, 6*)
6. Intended Concentration
None
7. Intended Minor
None

Step 2: Enter Your Transfer Courses

Add a Class

1. Click **"Class"** to begin.
2. Select the **school** you are transferring from.
 - Use the search bar to filter the list.
 - If your school is not listed, you may still receive credit. The Transfer Center will review your transcripts during the formal evaluation.
3. Select the **course** from the list of equivalencies.
 - If the course is not listed, it may still be eligible for credit upon official review.
4. Enter course details:
 - **Term taken**
 - **Credit hours**
 - **Grade received**
 - **Credit system** (Semester or Quarter; choose "Semester" if unsure)
5. To add more courses from the same school, check **"Add another class from this school."**

SOUTHERN ILLINOIS UNIVERSITY EDWARDSVILLE

Transfer Equivalency Self-Service

Basics | **Transfer** | Results

Select a School Filter by name, city, state.

- Administrative Use Only
Edwardsville, IL
- Advanced Placement (AP)
- Aims Community College
Greeley, CO
- Alabama Agric Mech University
Normal, AL
- Alabama State University
Montgomery, AL

My Transfer Work

SOUTHERN ILLINOIS UNIVERSITY EDWARDSVILLE

Transfer Equivalency Self-Service

Basics | **Transfer** | Results

Select a Class

Class Information

Selected Class
English Composition I
ENG 1021

What was the term? *

How many credits did you receive? *

What was your grade? *

What type of credit? *

☐ Add another class from this school

Proceed

My Transfer Work

Step 3: Enter Credit by Exam or Military Credit

To enter non-course credit (e.g., AP, CLEP, Military):

- Select the appropriate **school** option:
 - "Advanced Placement"
 - "Military"
 - Other test sources
- Choose your test/course:
 - Example: **AP 007.4** = AP US History with a score of 4
- On the Class Information screen:
 - Select the **term**
 - Enter placeholder values for:
 - Credits:** 3
 - Grade:** A
 - Credit Type:** Semester

Required fields cannot be blank, even for test-based credit.

Step 4: View and Edit Your Degree Audit

As you enter coursework, it appears in a panel on the right.

Editing or Deleting Entries

- Click the **pencil icon** to edit
- Select the checkbox and click the **minus icon** to delete

Viewing Your Audit





Click:

- **“Results”** in the top navigation
- Or **“I’m done!”** to view the full audit

The audit includes:

- Program summary with progress bars
- Breakdown of requirements:
 - General Education
 - Intellectual Area
 - Major
 - Minor and Concentration (if applicable)
- Summary of how each course transfers

Audit Symbols

-  Green Check = Requirement fulfilled
-  Red Box = Requirement not yet met
-  TRF XXX / SPAN 2XX = General elective or non-specific course
-  No credit = Reason will be noted

SOUTHERN ILLINOIS UNIVERSITY
EDWARDSVILLE

About
Help

Transfer Equivalency Self-Service

Basics
Transfer
Results

Results

Southern Illinois University Edwardsville

Degree Audit

Transfer Equivalency Self-Service Worksheet as of 05/13/2025 at 13:23

Level	Undergraduate
Degree	Bachelor of Science
Academic Year	2025-2026
Program	Arts and Sciences - BS
Major	Applied Communication Studies (UG, G)

Degree Progress

Requirements3%

Credits2%

Degree in Bachelor of Science

Catalog Year: 2025-2026 Credits Hours Required: 120 Credits Hours Applied: 3

<input type="checkbox"/> Minimum Degree Credit Hours Required <input type="checkbox"/> Minimum 60 Credit Hours Required at Senior Level Institution <input type="checkbox"/> Minimum 30 Credit Hours Required at SIUE You currently have 0 credit hours from a Senior Level Institution.	SSI Needed: You currently have 3 credit hours (including both earned and in progress courses), you still need minimum of 117 more credit hours and successful completion of all graduation requirements. SSI Needed: A minimum of 60 credits hours must be taken at Senior Level Institutions which may come from either SIUE or a regionally accredited 4 year institution. You currently have 0 senior level institutional credit hours. You still need 60 more credit hours. SSI Needed: A minimum of 30 credits hours must be taken at SIUE. You currently have 0 SIUE credit hours. You still need 30 more credit hours.
<input type="checkbox"/> University Minimum 2.0 GPA Requirement	SSI Needed: When your first term is graded, your GPA will be calculated.
<input type="checkbox"/> General Education Requirements	SSI Needed: See General Education section
<input type="checkbox"/> Intellectual & Lab Requirements	SSI Needed: See Intellectual Area section

Step 5: Save or Share Your Audit

- If you did **not** create an account:
→ Click **“Download PDF”** to save your audit for future reference.
- You can return to update or modify your data and re-run the audit at any time.

Important Notes

- This is **not an official transcript evaluation**.
- Official credit is awarded only after the Transfer Center reviews your transcripts.
- Use this tool as a planning resource to guide discussions with your **advisor** or **Transfer Center staff**.

Need Help?

If you have questions about your results, contact:

SIUE Office of the Registrar