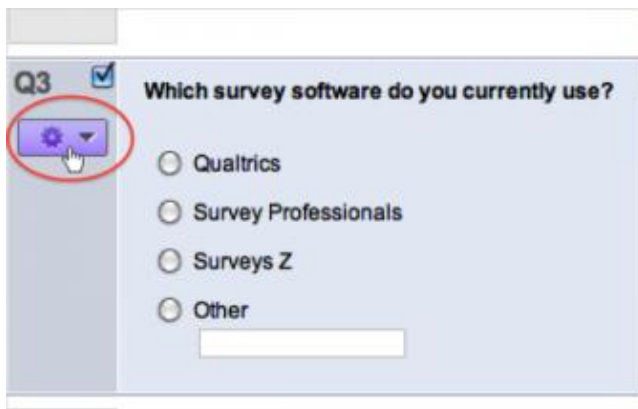


Skip Logic is useful if you want to:

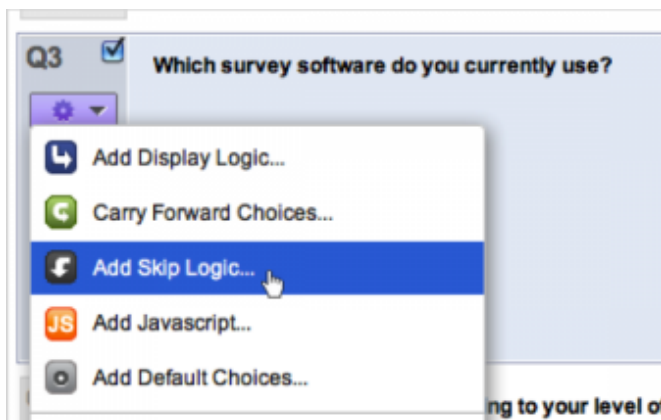
- Skip over questions
- Send the respondent to the end of a block

## To set up Skip Logic:

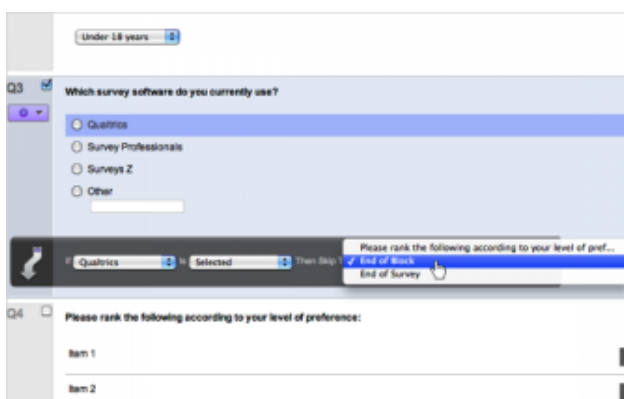
1. Select the question you will be skipping from.



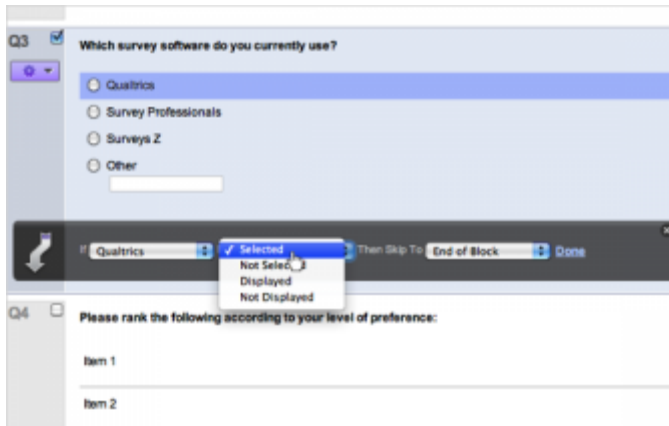
2. Click on the **purple gear box** to the left of the question and select **Add Skip Logic**.



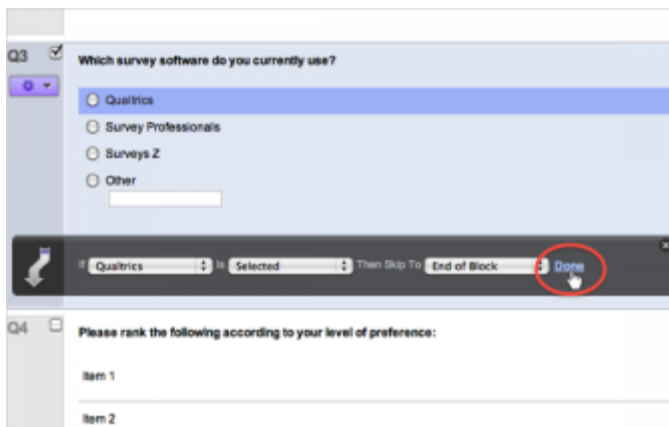
3. Using the drop-downs, set up the condition that will trigger the Skip Logic and specify where you would like the respondent to be skipped to. This could be to another question within the block or directly to the end of the block or survey.



4. When setting the condition, you will be prompted to select to skip based on whether a specific answer choice is Selected, Not Selected, Displayed, or Not Displayed.



5. When finished, click **Done**.



## More Information

### [QTips](#)

- To edit existing logic, click the text in your Skip Logic.
- You can add as many Skip Logic conditions to a question as you'd like. The different skips will be color coordinated.
- Remember, it is always good practice to take a moment to test out your logic.