

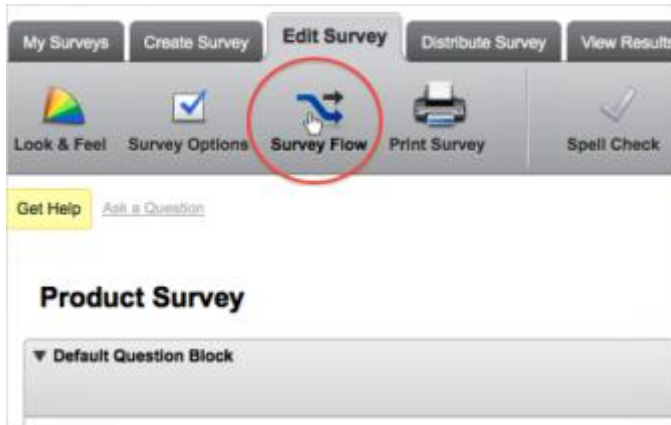
Qualtrics – Show Block Advanced

<https://siue.qualtrics.com>

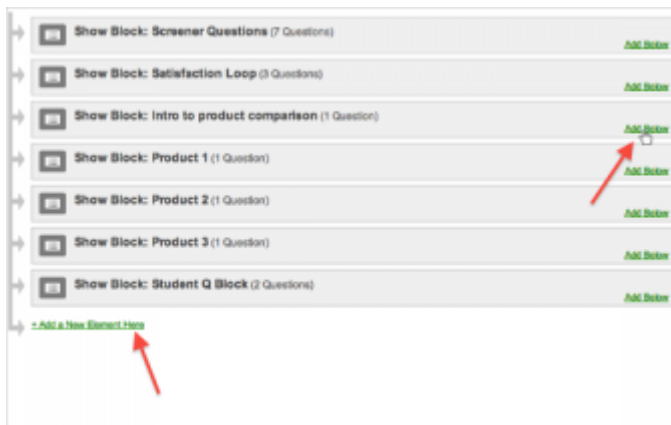
Use Show Block to display a block at any point within your survey or repeat a block in the flow. A block is a group of questions that are displayed as a set within your survey. Every survey includes at least one block of questions.

To Show a block at any point in your Survey Flow:

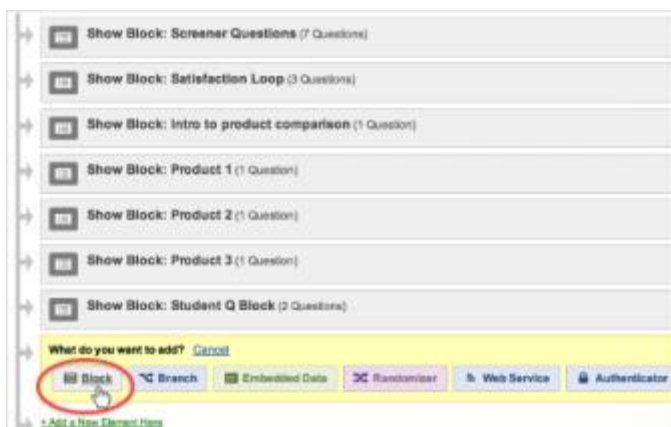
1. Click into the **Survey Flow**.



2. Click **Add a New Element Here** or **Add Below** anywhere in the Survey Flow.



3. From the list of items to show, select **Block**.



4. In the drop-down list, select which block you would like to add.



5. If needed, move the block to its appropriate place in the **Survey Flow** by clicking on **Move** and dragging the element.



More Information

[QTips](#)

- It's okay to have one block multiple times in your Survey Flow, but the questions will only appear once in your results. If the participant sees a block a second time, they'll be able to see and modify their previous responses. In most situations, you'll have a block repeated as a way to have it show in separate branches in the flow, not as a way to show the same questions twice.