

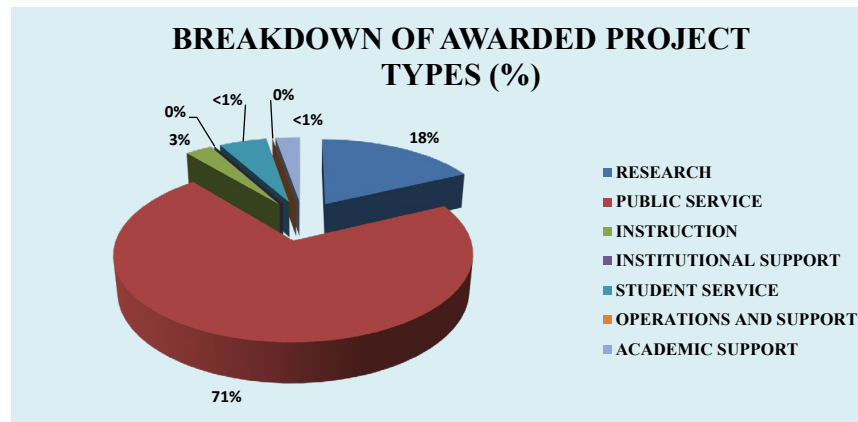
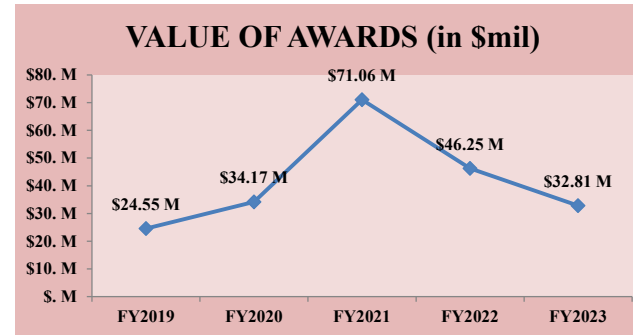
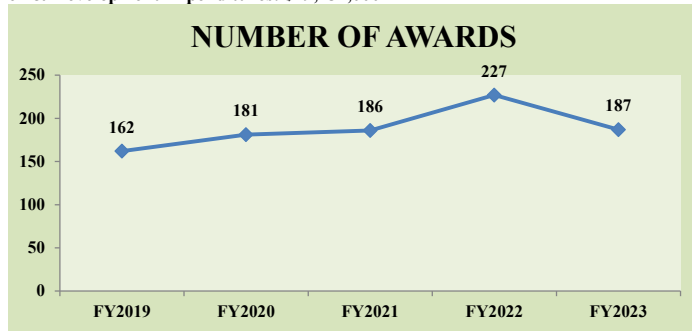


**OFFICE OF RESEARCH & PROJECTS
FY 2023 ANNUAL REPORT
JULY 1, 2022 thru JUNE 30, 2023**

1. SUMMARY OF AWARDS BY PROJECT TYPE

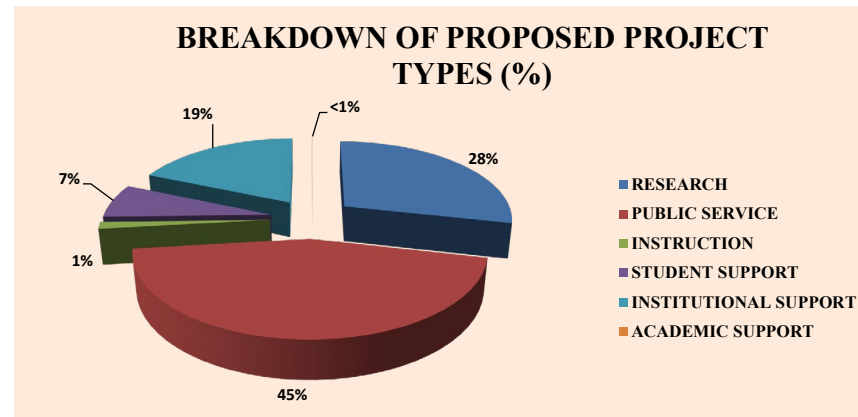
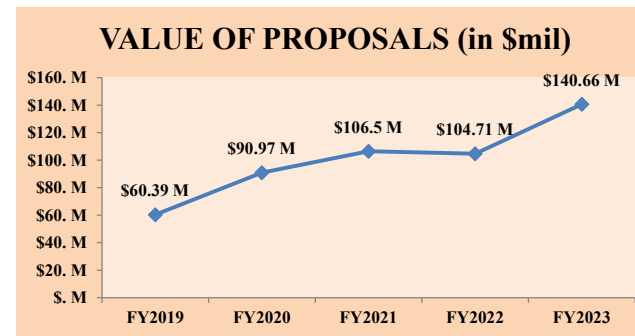
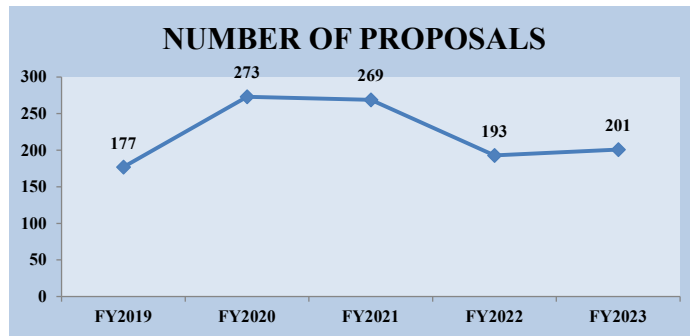
AWARDS BY PROJECT TYPE-	FY2019		FY2020		FY2021		FY2022		FY2023	
	COUNT	DOLLARS	COUNT	DOLLARS	COUNT	DOLLARS	COUNT	DOLLARS	COUNT	DOLLARS
RESEARCH	57	\$ 5,970,495	53	\$ 4,792,393	47	\$ 5,327,915	75	\$ 9,515,260	73	\$ 5,887,670
PUBLIC SERVICE	96	\$ 18,176,942	112	\$ 17,397,882	118	\$ 19,286,141	141	\$ 32,880,953	96	\$ 23,279,379
INSTRUCTION	3	\$ 229,002	3	\$ 378,075	5	\$ 669,520	3	\$ 946,709	7	\$ 982,496
INSTITUTIONAL SUPPORT	3	\$ 160,759	1	\$ 991,073	3	\$ 475,579	0	\$ -	0	\$ -
<i>HEERF - Institutional Share</i>	0	\$ -	1	\$ 4,839,196	2	\$ 24,120,444				
STUDENT SERVICE	0	\$ -	5	\$ 90,077	4	\$ 1,985,024	4	\$ 1,376,448	7	\$ 1,749,709
<i>HEERF - Student Share</i>			1	\$ 4,839,196	2	\$ 18,522,371				
OPERATIONS & MAINTENANCE	0	\$ -	1	\$ 775,000	2	\$ 127,954	0	\$ -	1	\$ 5,000
ACADEMIC SUPPORT	3	\$ 15,304	4	\$ 68,760	3	\$ 547,941	0	\$ -	1	\$ 888,883
SCHOLARSHIPS & FELLOWSHIPS	0	\$ -	0	\$ -	0	\$ -	4	\$ 1,529,996	2	\$ 20,000
								\$ -		
TOTAL (without HEERF)	162	\$ 24,552,502	179	\$ 24,493,259	182	\$ 28,420,074	227	\$ 46,249,366	187	\$ 32,813,137
TOTAL (with HEERF)			181	\$ 34,171,651	186	\$ 71,062,889				

TOTAL Research & Development Expenditures: \$19,152,000



2. SUMMARY OF PROPOSALS BY PROJECT TYPE

PROPOSALS BY PROJECT TYPE-	FY2019		FY2020		FY2021		FY2022		FY2023	
	COUNT	DOLLARS	COUNT	DOLLARS	COUNT	DOLLARS	COUNT	DOLLARS	COUNT	DOLLARS
RESEARCH	120	\$ 30,390,708	137	\$ 57,511,012	122	\$ 27,413,764	78	\$ 24,399,726	115	\$ 40,040,514
PUBLIC SERVICE	45	\$ 17,327,122	112	\$ 29,349,987	118	\$ 45,130,059	95	\$ 45,301,908	70	\$ 62,909,825
INSTRUCTION	4	\$ 1,879,833	7	\$ 2,004,043	9	\$ 871,408	4	\$ 442,000	4	\$ 1,936,766
STUDENT SUPPORT	0	\$ -	6	\$ 597,686	4	\$ 5,267,503	4	\$ 4,294,466	6	\$ 9,649,834
INSTITUTIONAL SUPPORT	6	\$ 10,749,265	7	\$ 1,342,263	7	\$ 25,808,104	3	\$ 28,755,513	3	\$ 26,074,825
ACADEMIC SUPPORT	2	\$ 45,068	4	\$ 161,852	9	\$ 2,006,418	5	\$ 1,456,342	2	\$ 45,000
SCHOLARSHIPS & FELLOWSHIPS	0	\$ -	0	\$ -	0	\$ -	4	\$ 56,497	1	\$ 5,362
TOTAL	177	\$ 60,391,996	273	\$ 90,966,843	269	\$ 106,497,256	193	\$ 104,706,452	201	\$ 140,662,126



3. SUMMARY OF AWARDS BY SPONSOR TYPE

AWARDS BY SPONSOR TYPE-	FY2019		FY2020		FY2021		FY2022		FY2023	
	COUNT	DOLLARS	COUNT	DOLLARS	COUNT	DOLLARS	COUNT	DOLLARS	COUNT	DOLLARS
FEDERAL	36	\$ 16,129,122	38	\$ 17,790,373	45	\$ 19,351,657	50	\$ 27,520,072	39	\$ 19,297,679
STATE & LOCAL GOVERNMENT	53	\$ 6,912,327	49	\$ 3,710,103	65	\$ 6,244,843	99	\$ 15,236,941	86	\$ 10,531,565
FOUNDATION & NON-PROFIT	36	\$ 850,347	39	\$ 846,844	39	\$ 794,232	44	\$ 1,388,918	31	\$ 796,767
INDUSTRY	33	\$ 648,809	52	\$ 2,138,439	26	\$ 1,892,191	34	\$ 2,103,435	27	\$ 2,147,125
INTERNATIONAL	1	\$ 2,894	0	\$ -	0	\$ -	0	\$ -	0	\$ -
OTHER	3	\$ 9,003	1	\$ 7,500	7	\$ 137,151	0	\$ -	4	\$ 40,000
TOTAL	162	\$ 24,552,502	179	\$ 24,493,259	182	\$ 28,420,074	227	\$ 46,249,366	187	\$ 32,813,137

TOP THREE SPONSORS IN FY23 BY NUMBER OF AWARDS	
NATIONAL SCIENCE FOUNDATION	8
IL DEPARTMENT OF COMMERCE & ECONOMIC OPPORTUNITY	6
U.S. DEPT OF HEALTH & HUMAN SERVICES	6

TOP THREE SPONSORS IN FY23 BY VALUE OF AWARDS	
U.S. DEPARTMENT OF HEALTH & HUMAN SERVICES	\$ 13,320,591
U.S. HEALTH RESOURCES AND SERVICE ADMINISTRATION	\$ 2,788,364
IL DEPARTMENT OF COMMERCE & ECONOMIC OPPORTUNITY	\$ 2,422,545

4. SUMMARY OF PROPOSALS BY SPONSOR TYPE

PROPOSALS BY SPONSOR TYPE-	FY2019		FY2020		FY2021		FY2022		FY2023	
	COUNT	DOLLARS	COUNT	DOLLARS	COUNT	DOLLARS	COUNT	DOLLARS	COUNT	DOLLARS
FEDERAL	60	\$ 44,790,437	80	\$ 76,852,027	72	\$ 63,328,205	50	\$ 61,938,162	65	\$ 127,025,283
STATE & LOCAL GOVERNMENT	38	\$ 5,192,099	72	\$ 6,745,536	84	\$ 12,884,351	66	\$ 15,569,311	72	\$ 9,439,802
FOUNDATION & NON-PROFIT	56	\$ 8,284,229	71	\$ 4,893,056	67	\$ 26,122,889	57	\$ 25,482,681	42	\$ 3,211,397
INDUSTRY	16	\$ 1,934,821	41	\$ 2,328,589	32	\$ 2,043,608	20	\$ 1,716,297	20	\$ 940,182
INTERNATIONAL	6	\$ 123,384	5	\$ 115,799	2	\$ 27,007	0	\$ -	1	\$ 5,362
OTHER	1	\$ 67,026	4	\$ 31,837	12	\$ 2,091,196	0	\$ -	1	\$ 40,099
TOTAL	177	\$ 60,391,996	273	\$ 90,966,844	269	\$ 106,497,256	193	\$ 104,706,452	201	\$ 140,662,126

TOP THREE SPONSORS IN FY23 BY NUMBER OF PROPOSALS	
National Science Foundation	22
National Institutes of Health	10
U.S. Department of Education	5

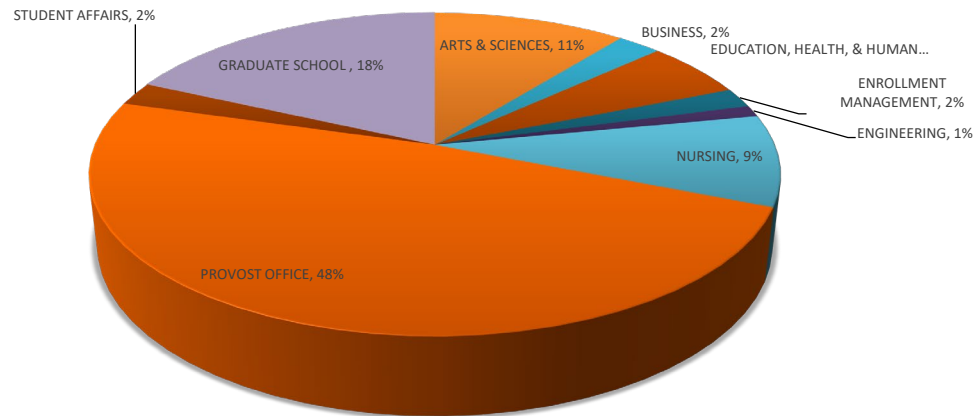
TOP THREE SPONSORS IN FY23 BY VALUE OF PROPOSALS	
U.S. Environmental Protection Agency	\$ 50,000,000
U.S. Department of Education	\$ 29,746,759
National Science Foundation	\$ 12,326,473

5. SUMMARY OF AWARDS BY SCHOOL/UNIT

AWARDS BY SCHOOL/UNIT-	FY2019		FY2020		FY2021		FY2022		FY2023	
	COUNT	DOLLARS	COUNT	DOLLARS	COUNT	DOLLARS	COUNT	DOLLARS	COUNT	DOLLARS
ARTS & SCIENCES	38	\$ 3,326,478	58	\$ 1,244,251	43	\$ 1,194,957	66	\$ 4,833,205	45	\$ 3,493,159
BUSINESS	18	\$ 447,422	22	\$ 559,096	18	\$ 746,032	14	\$ 1,113,470	16	\$ 790,045
DENTAL MEDICINE	1	\$ 2,700	3	\$ 49,656	5	\$ 467,295	2	\$ 240,743	1	\$ 15,000
EDUCATION, HEALTH, & HUMAN BEHAVIOR	20	\$ 846,658	17	\$ 991,782	28	\$ 1,109,881	28	\$ 3,526,289	23	\$ 1,851,765
ENROLLMENT MANAGEMENT	0	\$ -	0	\$ -	1	\$ 1,598,717	1	\$ 298,427	2	\$ 634,059
ENGINEERING	21	\$ 1,820,066	10	\$ 433,060	10	\$ 941,643	15	\$ 2,731,229	21	\$ 370,914
LIBRARY & INFORMATION SERVICES	2	\$ 53,660	0	\$ -	0	\$ -	1	\$ 249,999	2	\$ -
NURSING	9	\$ 1,421,170	7	\$ 1,452,351	13	\$ 3,119,516	8	\$ 1,849,068	10	\$ 2,968,821
PHARMACY	6	\$ 606,320	7	\$ 88,149	5	\$ 136,118	9	\$ 1,101,026	4	\$ 155,100
PROVOST OFFICE	1	\$ 275,108	5	\$ 1,930,614	2	\$ 702,565	7	\$ 164,500	7	\$ 114,523
UNIVERSITY SERVICES TO EAST ST. LOUIS *	26	\$ 13,898,754	22	\$ 14,036,861	23	\$ 14,249,192	37	\$ 23,893,617	15	\$ 15,616,991
CHANCELLOR OFFICE	1	\$ 60,000	1	\$ 60,000	2	\$ 69,000	2	\$ 122,400	2	\$ 70,836
EQUITY, DIVERSITY, & INCLUSION	0	\$ -	0	\$ -	1	\$ 30,000	0	\$ -	1	\$ 10,000
INFORMATION TECHNOLOGY SERVICES	0	\$ -	0	\$ -	1	\$ 395,580	0	\$ -	0	\$ -
VC FOR ADMINISTRATION OFFICE	2	\$ 38,640	3	\$ 23,000	2	\$ 4,410	1	\$ 15,120	2	\$ 50,734
STUDENT AFFAIRS	3	\$ 345,892	5	\$ 607,970	7	\$ 577,608	8	\$ 418,865	5	\$ 761,928
GRADUATE SCHOOL										
GRADUATE STUDIES & RESEARCH	1	\$ 8,000	4	\$ 536,034	3	\$ 343,736	0	\$ -	1	\$ 24,000
NATIONAL CORN-TO-ETHANOL CENTER	8	\$ 252,536	11	\$ 1,494,790	7	\$ 1,558,006	17	\$ 3,959,871	11	\$ 2,018,894
STEM CENTER	5	\$ 1,149,099	4	\$ 985,646	9	\$ 655,819	2	\$ 293,113	7	\$ 664,658
CENTER FOR PREDICTIVE ANALYTICS	0	\$ -	0	\$ -	1	\$ 500,000	0	\$ -	6	\$ 2,811,500
GEOMARC	0	\$ -	0	\$ -	1	\$ 20,000	9	\$ 1,438,424	6	\$ 390,569
TOTAL	162	\$ 24,552,503	179	\$ 24,493,259	182	\$ 28,420,074	227	\$ 46,249,366	187	\$ 32,813,497

* EFFECTIVE 07/01/15, UNIVERSITY SERVICES TO EAST ST. LOUIS MOVED UNDER OFFICE OF VICE CHANCELLOR FOR ADMINISTRATIVE AFFAIRS, 07/01/2017 MOVED UNDER OFFICE OF THE PROVOST

AWARDS BY SCHOOL/UNIT (%)



6. SUMMARY OF PROPOSALS BY SCHOOL/UNIT

PROPOSALS BY SCHOOL/UNIT-	FY2019		FY2020		FY2021		FY2022		FY2023	
	COUNT	DOLLARS	COUNT	DOLLARS	COUNT	DOLLARS	COUNT	DOLLARS	COUNT	DOLLARS
ARTS & SCIENCES	43	\$ 5,192,714	89	\$ 21,794,857	72	\$ 5,997,848	72	\$ 6,320,338	67	\$ 10,566,457
BUSINESS	6	\$ 232,244	27	\$ 2,824,924	18	\$ 843,844	17	\$ 1,319,786	17	\$ 1,438,474
DENTAL MEDICINE	1	\$ 4,010	5	\$ 601,741	4	\$ 351,961	3	\$ 6,114,790	4	\$ 541,066
EDUCATION, HEALTH, & HUMAN BEHAVIOR	28	\$ 7,586,943	26	\$ 6,066,771	37	\$ 1,620,079	14	\$ 1,493,878	22	\$ 5,063,147
ENGINEERING	29	\$ 12,374,120	30	\$ 13,648,544	25	\$ 3,478,965	13	\$ 2,494,381	25	\$ 4,267,746
ENROLLMENT MANAGEMENT	0	\$ -	0	\$ -	3	\$ 2,396,271	0	\$ -	1	\$ 30,000
INFORMATION TECHNOLOGY SERVICES	0	\$ -	0	\$ -	1	\$ 199,730	0	\$ -	0	\$ -
LIBRARY & INFORMATION SERVICES	1	\$ 48,664	3	\$ 414,142	2	\$ 499,878	1	\$ 249,998	0	\$ -
NURSING	7	\$ 4,490,288	6	\$ 3,045,400	13	\$ 4,517,912	8	\$ 4,635,664	10	\$ 34,307,689
PHARMACY	6	\$ 273,017	10	\$ 2,255,681	13	\$ 3,075,265	7	\$ 2,630,374	5	\$ 6,027,957
POLICE SERVICES	0	\$ -	0	\$ -	2	\$ 18,576	1	\$ 15,120	6	\$ 860,820
PROVOST OFFICE	6	\$ 6,249,541	7	\$ 1,532,014	10	\$ 25,361,554	9	\$ 23,042,448	6	\$ 50,148,627
UNIVERSITY SERVICES TO EAST ST. LOUIS *	0	\$ -	25	\$ 19,364,106	25	\$ 42,292,999	27	\$ 42,680,889	8	\$ 7,799,166
CHANCELLOR OFFICE	3	\$ 1,912,250	3	\$ 58,048	1	\$ 25,000	1	\$ 25,000	1	\$ 25,000
VC FOR ADMINISTRATION OFFICE	0	\$ -	3	\$ 25,787	0	\$ -	0	\$ -	0	\$ -
STUDENT AFFAIRS	3	\$ 1,022,652	1	\$ 11,000	10	\$ 787,638	5	\$ 165,157	3	\$ 1,082,934
EQUITY, DIVERSITY, & INCLUSION	-	\$ -	-	\$ -	-	\$ -	-	\$ -	1	\$ 10,000
GRADUATE SCHOOL										
GRADUATE STUDIES AND RESEARCH	5	\$ 257,416	12	\$ 1,537,723	4	\$ 1,465,231	1	\$ 980,981	4	\$ 1,669,159
NATIONAL CORN-TO-ETHANOL CENTER	12	\$ 2,325,016	21	\$ 16,613,029	15	\$ 9,887,485	8	\$ 9,443,446	9	\$ 9,415,285
STEM CENTER	11	\$ 3,073,895	5	\$ 1,173,077	8	\$ 1,807,535	5	\$ 1,758,416	9	\$ 3,236,451
CENTER FOR PREDICTIVE ANALYTICS		\$ -	0	\$ -	4	\$ 1,844,485	1	\$ 1,335,787	2	\$ 3,999,437
GEOMARC	0	\$ -	0	\$ -	2	\$ 25,000	0	\$ -	1	\$ 172,710
TOTAL	161	\$ 45,042,770	273	\$ 90,966,844	263	\$ 104,627,771	193	\$ 104,706,452	201	\$ 140,662,126

* EFFECTIVE 07/01/15, UNIVERSITY SERVICES TO EAST ST. LOUIS MOVED UNDER OFFICE OF VICE CHANCELLOR FOR ADMINISTRATIVE AFFAIRS, 07/01/2017 MOVED UNDER OFFICE OF THE PROVOST

