

# John S. Rendleman Hall

Send Comments on Floor Plan to:

[donande@siue.edu](mailto:donande@siue.edu)



ITS (Information Technology Services)

UNIVERSITY GOVERNANCE

EXTERNAL AUDITORS


INTERNAL AUDITORS

ACCOUNTING and ACCOUNTS PAYABLE

UNIVERSITY HOUSING

LOWER LEVEL

0' 5' 10' 20' 30' 40' 50'-0"



4/26/2019

**eGUIDE** Follow Link for Floor Plans, Emergency Plans, Maps, & Send Comments <http://www.siue.edu/facilities/eguide/>

CAMPUS MAIL

LOADING DOCK

UNDERGROUND SERVICES

Morris University Center

West Tower

East Tower

0315 STORAGE ROOM

SUIE MAIL DISTRIBUTION

POST OFFICE

CONFERENCE ROOM 0106

0103

STORAGE 0104

0103

0102

0101

ADMISSIONS STORAGE 0230

VENDING 0230

0109

0110

0110

0121

0113

0114

0115

0116

0119

0120

0112

0111

0109

0102

0101

0109

0110

0121

0113

0114

0115

0116

0119

0120

0242 A

0241

0240

CONFERENCE ROOM 0239

0243

0244

0245

0247

0248

0249

0239

0240

0241

0242

0243

0244

0245

0247

0248

0249

0239

0240

0241

0242

0243

0244

0245

0243

0244

0245

0247

0248

0249

0239

0240

0241

0242

0243

0244

0245

0247

0248

0249

0239

0240

0241

0242

0243

0244

0245

0247

0248

0249

0239

0239

0240

0241

0242

0243

0244

0245

0247

0248

0249

0239

0240

0241

0242

0243

0244

0245

0247

0248

0249

0239

0240

0241

0242

0243

0244

0245

0243

0244

0245

0247

0248

0249

0239

0240

0241

0242

0243

0244

0245

0247

0248

0249

0239

0240

0241

0242

0243

0244

0245

0247

0248

0249

0239

0243

0244

0245

0247

0248

0249

0239

0240

0241

0242

0243

0244

0245

0247

0248

0249

0239

0240

0241

0242

0243

0244

0245

0247

0248

0249

0239

0243

0244

0245

0247

0248

0249

0239

0240

0241

0242

0243

0244

0245

0247

0248

0249

0239

0240

0241

0242

0243

0244

0245

0247

0248

0249

0239

0243

0244

0245

0247

0248

0249

0239

0240

0241

0242

0243

0244

0245

0247

0248

0249

0239

0240

0241

0242

0243

0244

0245

0247

0248

0249

0239

0243

0244

0245

0247

0248

0249

0239

0240

0241

0242

0243

0244

0245

0247

0248

0249

0239

0240

0241

0242

0243

0244

0245

0247

0248

0249

0239

0243

0244

0245

0247

0248

0249

0239

0240

0241

0242

0243

0244

0245

0247

0248

0249

0239

0240

0241

0242

0243

0244

0245

0247

0248

0249

0239

0243

0244

0245

0247

0248

0249

0239

0240

0241

0242

0243

0244

0245

0247

0248

0249

0239

0240

0241

0242

0243

0244

0245

0247

0248

0249

0239

0243

# John S. Rendleman Hall

Send Comments on Floor Plan to:  
[donande@siue.edu](mailto:donande@siue.edu)



**STUDENT SERVICES CENTER**  
**EDUCATIONAL OUTREACH**

**ENROLLMENT MANAGEMENT**


**VETERANS SERVICES & OFFICE OF THE REGISTRAR**

**BURSAR**

**TRANSFER CENTER**



**PARKING SERVICES**



**1st FLOOR**  
0' 5' 10' 20' 30' 40' 50'-0"

# John S. Rendleman Hall


Send Comments on Floor Plan to:  
donande@siue.edu

## STUDENT EMPLOYMENT

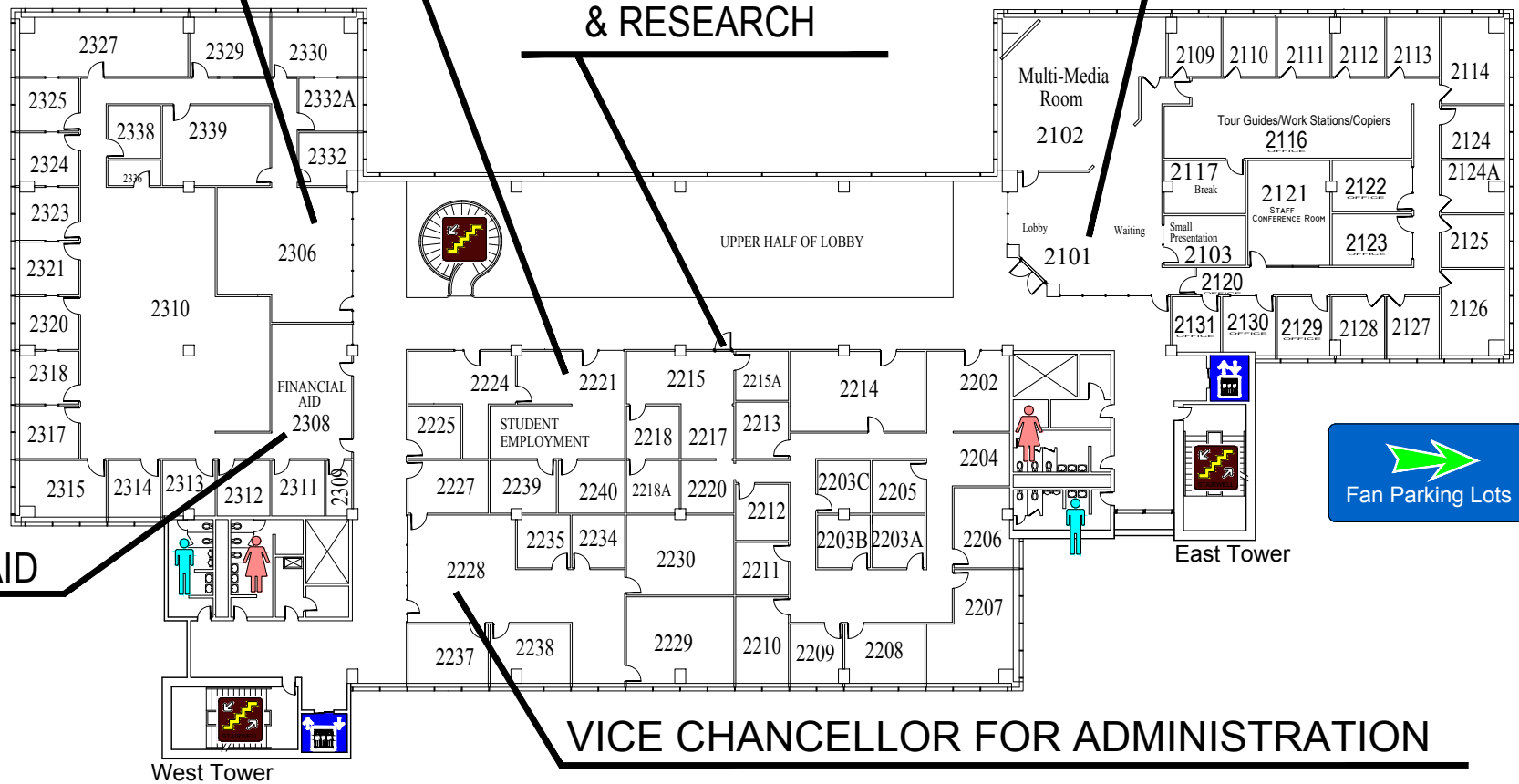

## VICE CHANCELLOR FOR STUDENT AFFAIRS

## GRADUATE STUDIES & RESEARCH

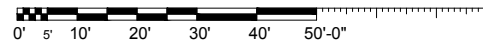
## OFFICE of ADMISSIONS



## STUDENT FINANCIAL AID



## 2nd FLOOR



1/24/2019

**eGUIDE** Follow Link for Floor Plans, Emergency Plans, Maps, & Send Comments: <http://www.siue.edu/facilities/eGUIDE/>



# EMERGENCY STORM SHELTERS

In event of a Tornado Warning everyone should go to a

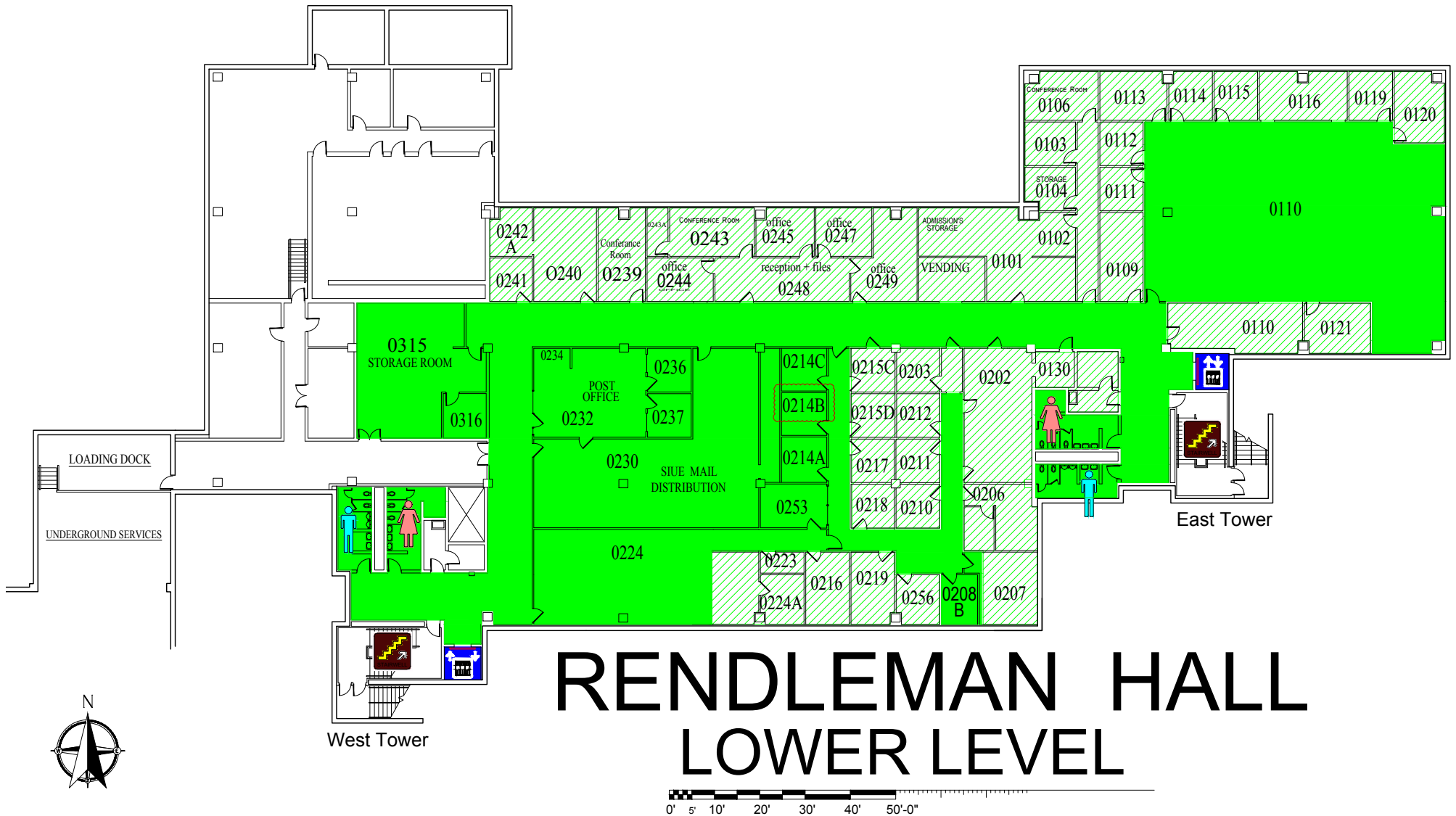
**PRIMARY STORM SHELTERS**

located on the lower level

**WARNING:** Some shelter areas may be locked

**POSSIBLY LOCKED PRIMARY STORM SHELTERS**

located on the lower level

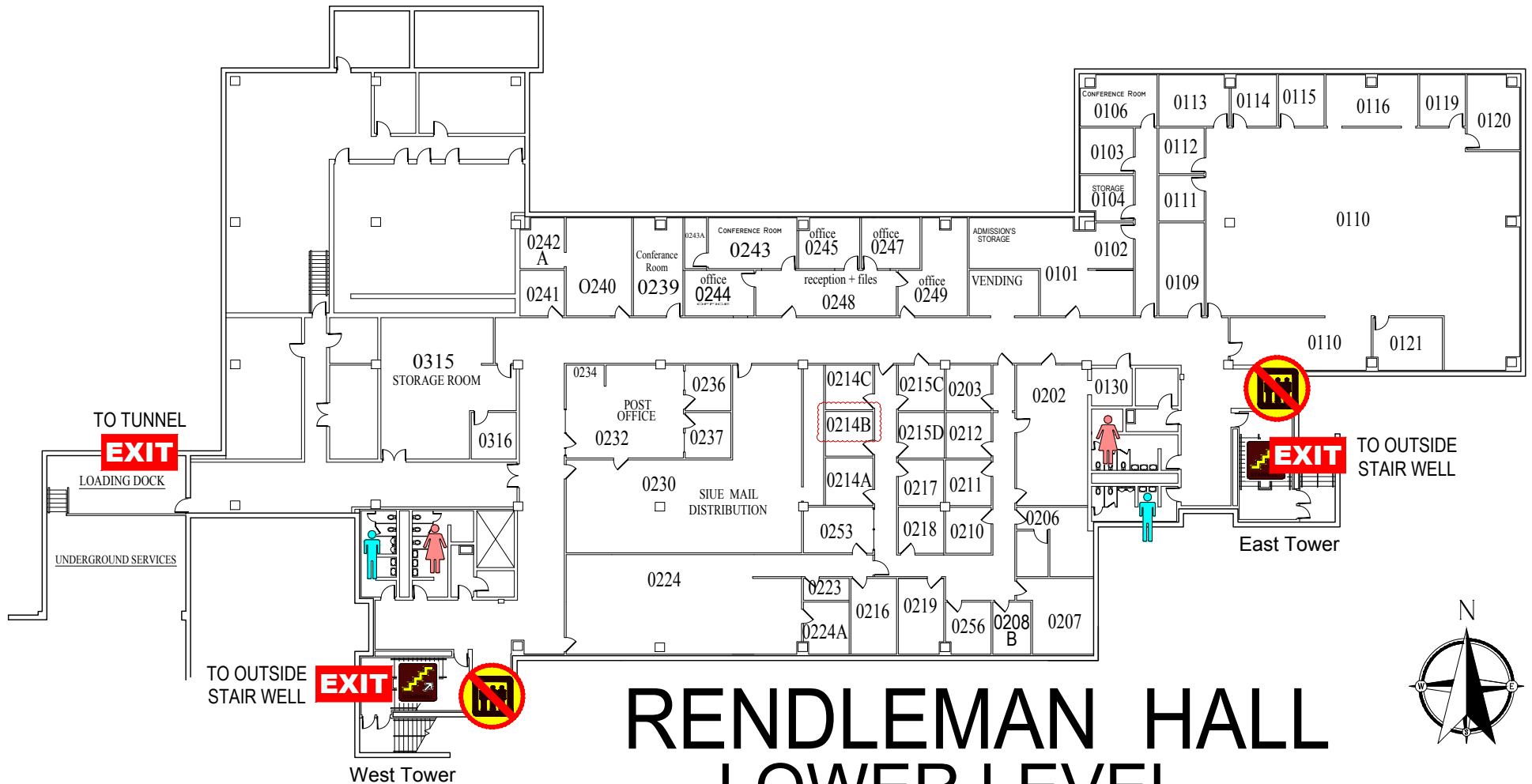


# EMERGENCY EXIT PLAN

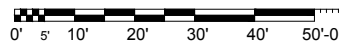
**EXIT** IN CASE OF EMERGENCY USE MARKED EXITS **EXIT**

 **DO NOT USE ELEVATORS** 

 **WHEELCHAIR USERS ARE TO GO INTO**   
**STAIR WELLS** **EXIT** **AND WAIT FOR EMERGENCY PERSONNEL.**



## RENDLEMAN HALL LOWER LEVEL



# EMERGENCY EXIT PLAN

**EXIT** IN CASE OF EMERGENCY USE MARKED **EXIT**

 **DO NOT USE OPEN STAIRS OR ELEVATORS** 

 **WHEELCHAIR USERS ARE TO GO INTO**   
**STAIR WELLS** **EXIT** AND WAIT FOR EMERGENCY PERSONNEL.



1st FLOOR

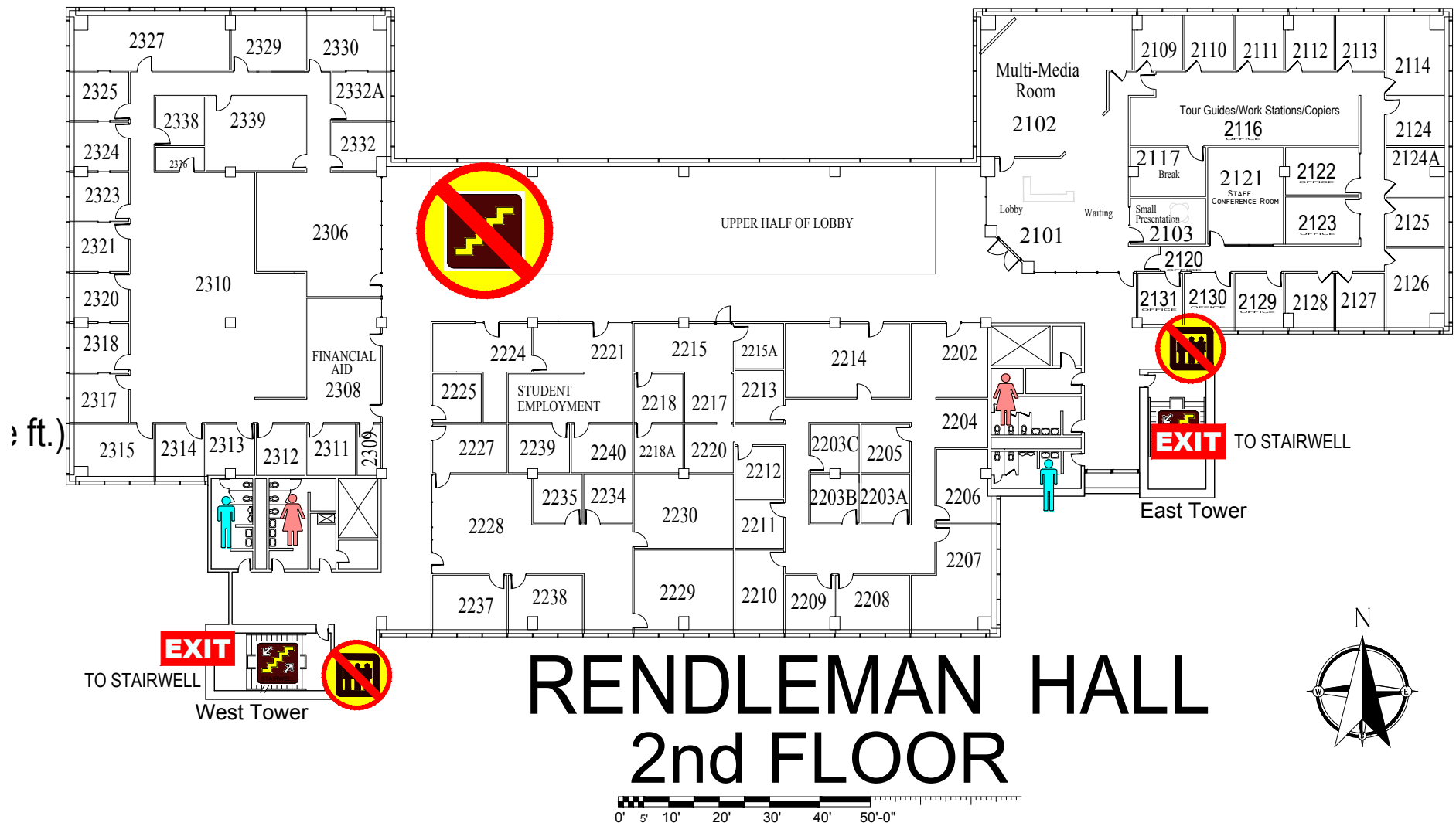
RENDLEMAN HALL

# EMERGENCY EXIT PLAN

**EXIT** IN CASE OF EMERGENCY USE MARKED EXITS **EXIT**

 **DO NOT USE OPEN STAIRS OR ELEVATORS** 

 **WHEELCHAIR USERS ARE TO GO INTO**   
**STAIR WELLS** **EXIT** **AND WAIT FOR EMERGENCY PERSONNEL.**





# EMERGENCY EXIT PLAN

**EXIT** IN CASE OF EMERGENCY USE MARKED EXITS **EXIT**

 **DO NOT USE ELEVATORS** 

 **WHEELCHAIR USERS ARE TO GO INTO**   
**STAIR WELLS** **EXIT** **AND WAIT FOR EMERGENCY PERSONNEL.**



**RENDLEMAN HALL** **3rd FLOOR**



0' 5' 10' 20' 30' 40' 50'-0"