

Table of Contents

Black Hawk College
Carl Sandburg College
City Colleges of Chicago
College of DuPage
College of Lake County
Danville Area Community College
Elgin Community College
Heartland Community College
Highland Community College
Illinois Eastern Community Colleges
Illinois Valley Community College
Jefferson College
John A. Logan College
John Wood Community College
Joliet Junior College
Kaskaskia College
Lake Land College

Lewis & Clark Community College
Lincoln Land Community College
McHenry County College
Mineral Area College
Oakton Community College
Parkland College
Prairie State College
Rend Lake College
Richland Community College
Sauk Valley Community College
Shawnee Community College
Southeastern Illinois College
St. Louis Community College
St. Charles Community College
Southwestern Illinois College
Waubonsee Community College

Admission

- On average**
Black Hawk has transferred 3 students in the last 4 fall terms.
- Admission type**
The majority of students transferring to SIUE are Traditional transfers.

Enrollment

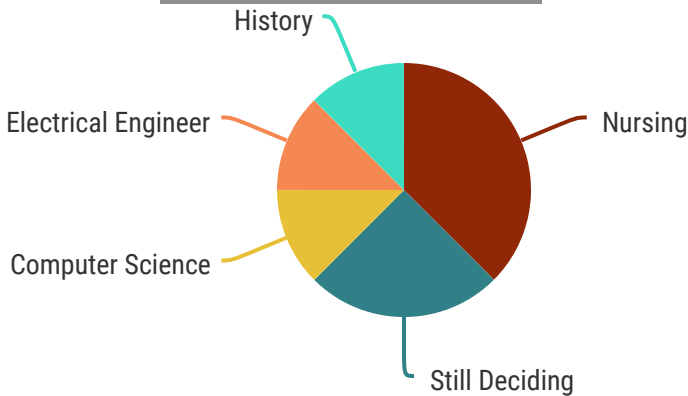
- Percentage of SIUE**
Black Hawk students represent 1% of SIUE's transfer population each Fall.
- Transfer Credit Hours**
On average, Black Hawk transfer students brought 39 credit hours to SIUE.

Graduation

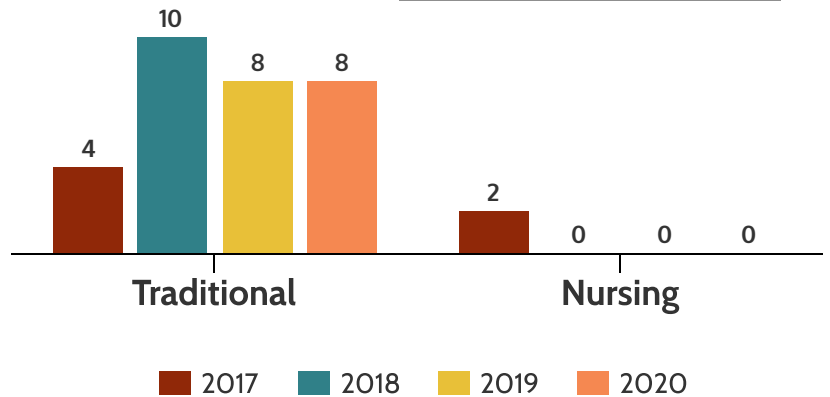
- Top graduation majors**
Spring 2020: Psychology
- Graduation GPA at SIUE**
Cumulative gpa in Spring 2020 for Black Hawk students was 3.77 compared to all CC graduation gpa at 3.33.

Admissions

Top Interest Areas



SIUE Admission



Enrollment and Success

Fall 2017

Enrollment = 1
Out of 953 total community college transfers to SIUE

100% Good Academic Standing after one semester at SIUE



Spring 2018: 1
Black Hawk students graduated from SIUE.

Fall 2018

Enrollment = 3
Out of 895 total community college transfers to SIUE

100% Good Academic Standing after one semester at SIUE



Spring 2019: 5
Black Hawk students graduated from SIUE.

Fall 2019

Enrollment = 3
Out of 836 total community college transfers to SIUE

100% Good Academic Standing after one semester at SIUE



Spring 2020: 2
Black Hawk students graduated from SIUE.

Fall 2020

Enrollment = 3
Out of 830 total community college transfers to SIUE

Academic Standing will be determined after one semester at SIUE



Admission

- On average**
Carl Sandburg has transferred 4 students in the last 4 fall terms.
- Admission type**
The majority of students transferring to SIUE are Traditional Transfers or Nursing Transfers.

Enrollment

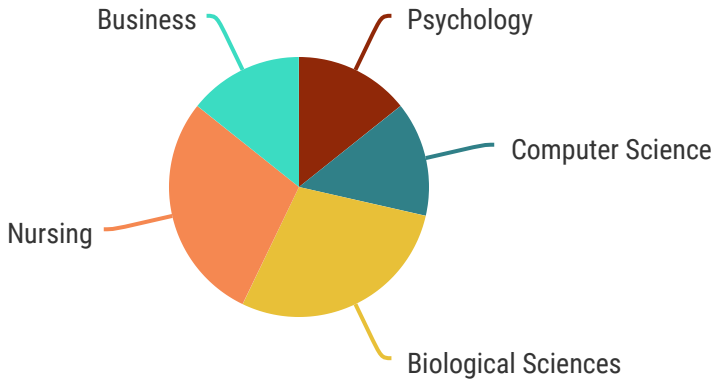
- Percentage of SIUE**
Carl Sandburg students represent 1% of SIUE's transfer population each Fall.
- Transfer Credit Hours**
On average, Carl Sandburg transfer students brought 39 credit hours to SIUE.

Graduation

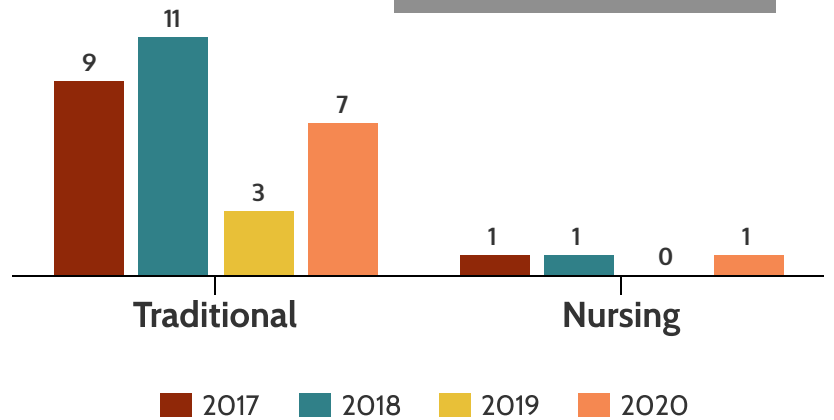
- Top graduation majors**
Spring 2020: Accountancy, Chemistry, Engineering, and Early Childhood Education.
- Graduation GPA at SIUE**
Cumulative gpa in Spring 2020 for Carl Sandburg students was 3.33 compared to all CC graduation gpa at 3.33.

Admissions

Top Interest Areas



SIUE Admission



Enrollment and Success

Fall 2017

Enrollment = 5
Out of 953 total community college transfers to SIUE

100% Good Academic Standing after one semester at SIUE



Spring 2018: 5 Carl Sandburg students graduated from SIUE.

Fall 2018

Enrollment = 5
Out of 895 total community college transfers to SIUE

80% Good Academic Standing after one semester at SIUE



Spring 2019: 1 Carl Sandburg students graduated from SIUE.

Fall 2019

Enrollment = 0
Out of 836 total community college transfers to SIUE

100% Good Academic Standing after one semester at SIUE



Spring 2020: 5 Carl Sandburg students graduated from SIUE.

Fall 2020

Enrollment = 4
Out of 830 total community college transfers to SIUE

Academic Standing will be determined after one semester at SIUE



Admission

- On average**
City Colleges have transferred 9 students in the last 4 fall terms.
- Admission type**
The majority of students transferring to SIUE are Traditional transfers.

Enrollment

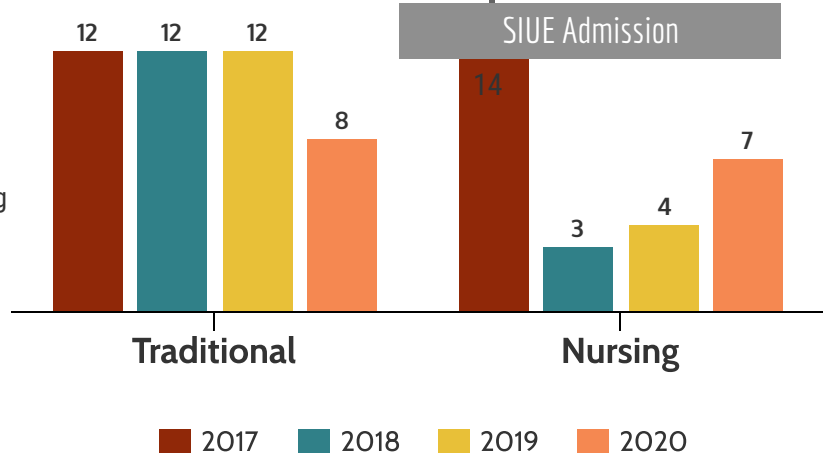
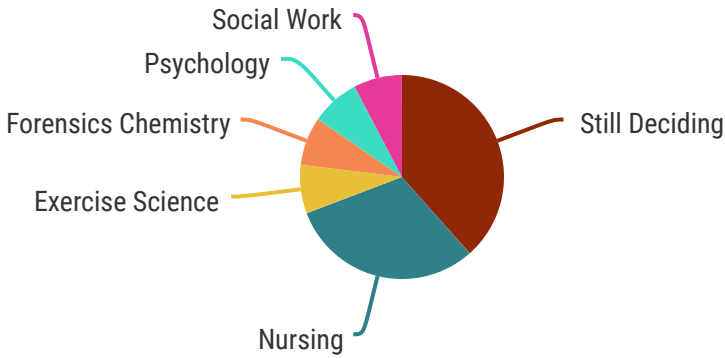
- Percentage of SIUE**
City Colleges' students represent 1% of SIUE's transfer population each Fall.
- Transfer Credit Hours**
On average, City Colleges' transfer students brought 36 credit hours to SIUE.

Graduation

- Top graduation majors**
Spring 2020: Business Admin, Chemistry, and Nursing.
- Graduation GPA at SIUE**
Cumulative gpa in Spring 2020 for City Colleges' students was 3.02 compared to all CC graduation gpa at 3.33.

Admissions

Top Interest Areas



Enrollment and Success

Fall 2017

Enrollment = 17
Out of 953 total community college transfers to SIUE

93% Good Academic Standing after one semester at SIUE



Spring 2018: 3 City Colleges' students graduated from SIUE.

Fall 2018

Enrollment = 8
Out of 895 total community college transfers to SIUE

75% Good Academic Standing after one semester at SIUE



Spring 2019: 8 City Colleges' students graduated from SIUE.

Fall 2019

Enrollment = 5
Out of 836 total community college transfers to SIUE

80% Good Academic Standing after one semester at SIUE



Spring 2020: 3 City Colleges' students graduated from SIUE.

Fall 2020

Enrollment = 6
Out of 830 total community college transfers to SIUE

Academic Standing will be determined after one semester at SIUE



Admission

- On average**
College of DuPage has transferred 4 students in the last 4 fall terms.
- Admission type**
The majority of students transferring to SIUE are Traditional Transfers.

Enrollment

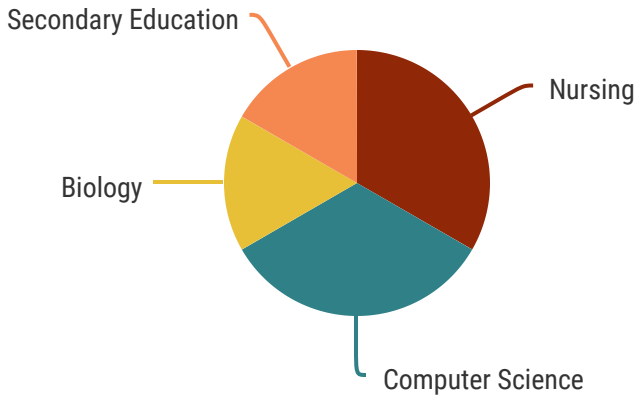
- Percentage of SIUE**
COD students represent less than 1% of SIUE's transfer population each Fall.
- Transfer Credit Hours**
On average, COD transfer students brought 28 credit hours to SIUE.

Graduation

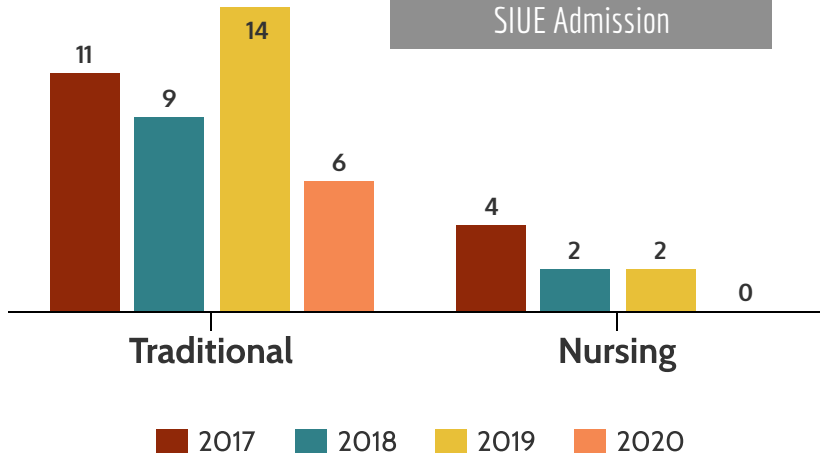
- Top graduation majors**
Spring 2020: Nursing and Integrative Studies
- Graduation GPA at SIUE**
Cumulative gpa in Spring 2020 for COD students was 3.08 compared to all CC graduation gpa at 3.33.

Admissions

Top Interest Areas



SIUE Admission



Enrollment and Success

Fall 2017

Enrollment = 4
Out of 953 total community college transfers to SIUE

75% Good Academic Standing after one semester at SIUE



Spring 2018: 8 COD students graduated from SIUE.

Fall 2018

Enrollment = 4
Out of 895 total community college transfers to SIUE

100% Good Academic Standing after one semester at SIUE



Spring 2019: 3 COD students graduated from SIUE.

Fall 2019

Enrollment = 4
Out of 836 total community college transfers to SIUE

75% Good Academic Standing after one semester at SIUE



Spring 2020: 4 COD students graduated from SIUE.

Fall 2020

Enrollment = 3
Out of 830 total community college transfers to SIUE

Academic Standing will be determined after one semester at SIUE



Admission

- On average**
College of Lake County has transferred 3 students in the last 4 fall terms.
- Admission type**
The majority of students transferring to SIUE are Traditional Transfers or Nursing Transfers.

Enrollment

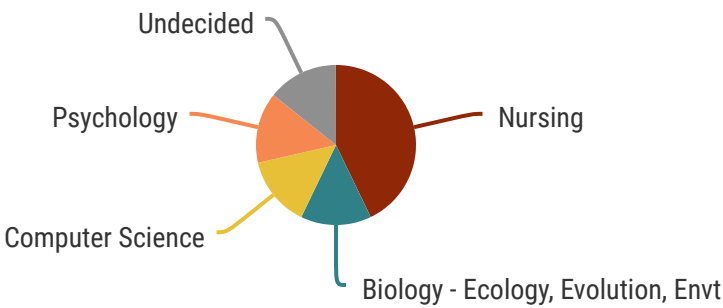
- Percentage of SIUE**
CLC students represent less than 1% of SIUE's transfer population each Fall.
- Transfer Credit Hours**
On average, College of Lake County transfer students brought 39 credit hours to SIUE.

Graduation

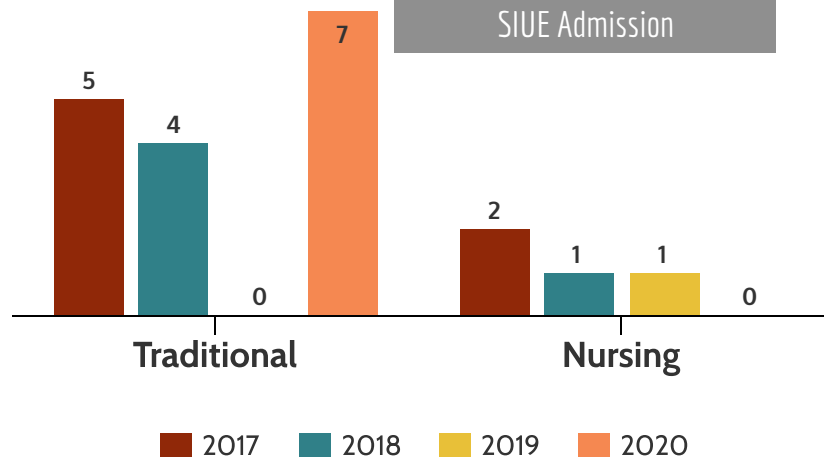
- Top graduation majors**
Spring 2020: Nursing and Business Administration
- Graduation GPA at SIUE**
Cumulative gpa in Spring 2020 for CLC students was 3.22 compared to all CC graduation gpa at 3.33.

Admissions

Top Interest Areas



SIUE Admission



Enrollment and Success

Fall 2017

Enrollment = 6
Out of 953 total community college transfers to SIUE

80% Good Academic Standing after one semester at SIUE



Spring 2018: 3 CLC students graduated from SIUE.

Fall 2018

Enrollment = 3
Out of 895 total community college transfers to SIUE

100% Good Academic Standing after one semester at SIUE



Spring 2019: 4 CLC students graduated from SIUE.

Fall 2019

Enrollment = 1
Out of 836 total community college transfers to SIUE

100% Good Academic Standing after one semester at SIUE



Spring 2020: 3 CLC students graduated from SIUE.

Fall 2020

Enrollment = 1
Out of 830 total community college transfers to SIUE

Academic Standing will be determined after one semester at SIUE



Admission

On average
Danville has transferred 3 students in the last 4 fall terms.

Admission type
The majority of students transferring to SIUE are Traditional transfers.

Enrollment

Percentage of SIUE
Danville students represent 1% of SIUE's transfer population each Fall.

Transfer Credit Hours
On average, Danville transfer students brought 55 credit hours to SIUE.

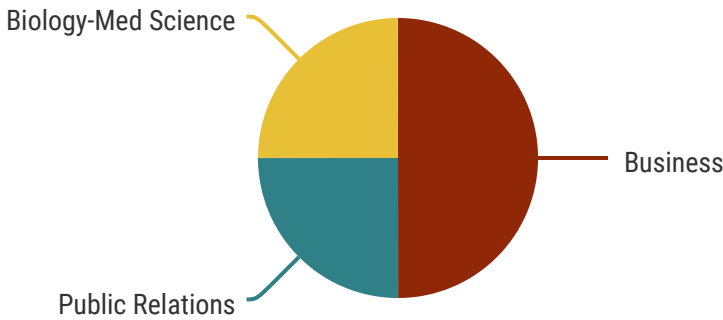
Graduation

Top graduation majors
Spring 2020: Exercise Science

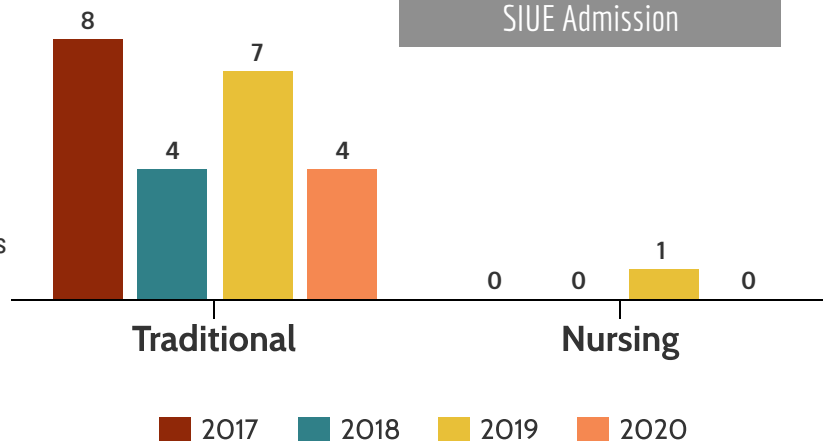
Graduation GPA at SIUE
Cumulative gpa in Spring 2020 for Danville students was 3.71 compared to all CC graduation gpa at 3.33.

Admissions

Top Interest Areas



SIUE Admission



Enrollment and Success

Fall 2017

Enrollment = 4
Out of 953 total community college transfers to SIUE

100% Good Academic Standing after one semester at SIUE



Spring 2018: 3
Danville students graduated from SIUE.

Fall 2018

Enrollment = 3
Out of 895 total community college transfers to SIUE

67% Good Academic Standing after one semester at SIUE



Spring 2019: 1
Danville students graduated from SIUE.

Fall 2019

Enrollment = 2
Out of 836 total community college transfers to SIUE

50% Good Academic Standing after one semester at SIUE



Spring 2020: 4
Danville students graduated from SIUE.

Fall 2020

Enrollment = 2
Out of 830 total community college transfers to SIUE

Academic Standing will be determined after one semester at SIUE



Admission

On average
Elgin has transferred 6 students in the last 4 fall terms.

Admission type
The majority of students transferring to SIUE are Traditional transfers and Nursing transfers.

Enrollment

Percentage of SIUE
Elgin students represent 1% of SIUE's transfer population each Fall.

Transfer Credit Hours
On average, Elgin transfer students brought 36 credit hours to SIUE.

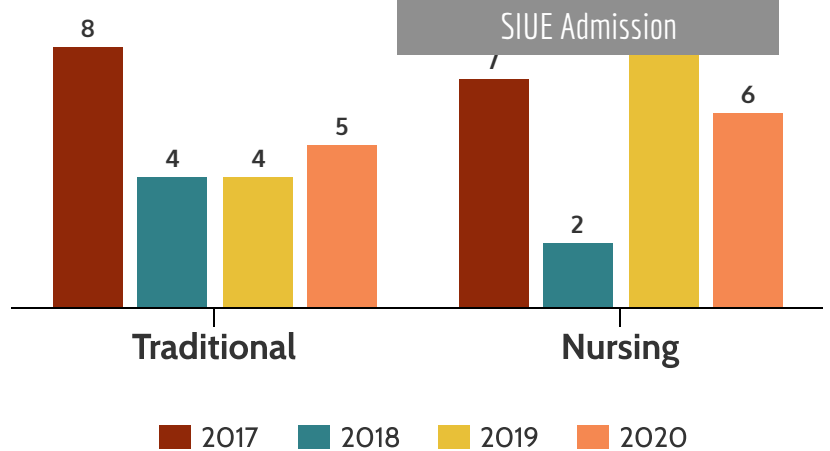
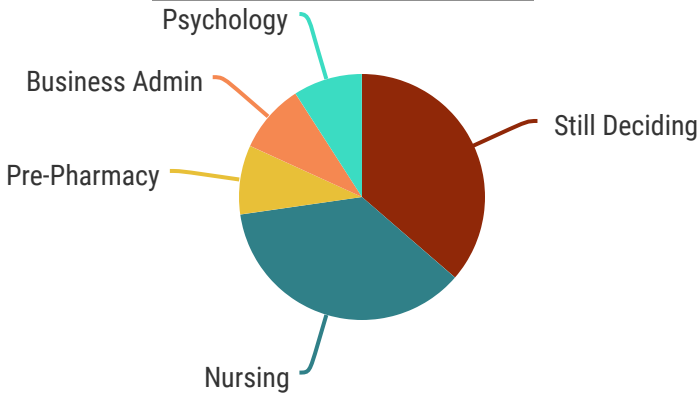
Graduation

Top graduation majors
Spring 2020: Nursing

Graduation GPA at SIUE
Cumulative gpa in Spring 2020 for Elgin students was 3.40 compared to all CC graduation gpa at 3.33.

Admissions

Top Interest Areas



Enrollment and Success

Fall 2017

Enrollment = 11
Out of 953 total community college transfers to SIUE

100% Good Academic Standing after one semester at SIUE



Spring 2018: 0
Elgin students graduated from SIUE.

Fall 2018

Enrollment = 3
Out of 895 total community college transfers to SIUE

100% Good Academic Standing after one semester at SIUE



Spring 2019: 3
Elgin students graduated from SIUE.

Fall 2019

Enrollment = 8
Out of 836 total community college transfers to SIUE

100% Good Academic Standing after one semester at SIUE



Spring 2020: 4
Elgin students graduated from SIUE.

Fall 2020

Enrollment = 3
Out of 830 total community college transfers to SIUE

Academic Standing will be determined after one semester at SIUE



Admission

- On average**
Heartland has transferred 8 students in the last 4 fall terms.
- Admission type**
The majority of students transferring to SIUE are Traditional transfers.

Enrollment

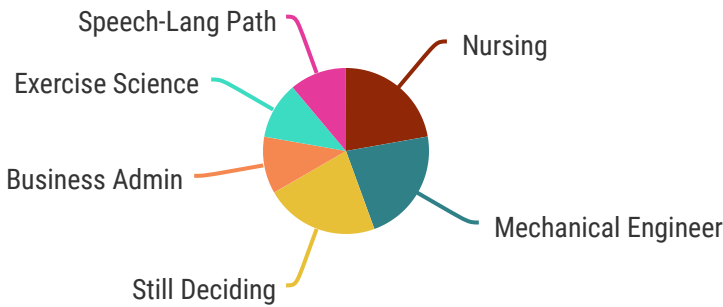
- Percentage of SIUE**
Heartland students represent 1% of SIUE's transfer population each Fall.
- Transfer Credit Hours**
On average, Heartland transfer students brought 30 credit hours to SIUE.

Graduation

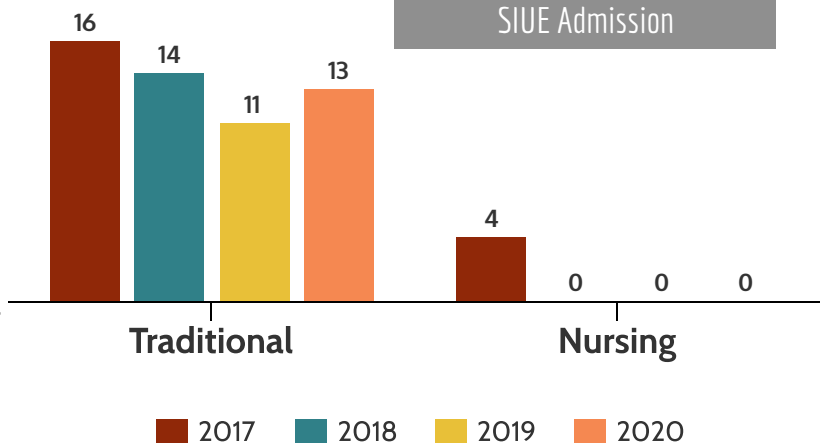
- Top graduation majors**
Spring 2020: Chemistry, Criminal Justice and Speech-Language Path.
- Graduation GPA at SIUE**
Cumulative gpa in Spring 2020 for Heartland students was 3.34 compared to all CC graduation gpa at 3.33.

Admissions

Top Interest Areas



SIUE Admission



Enrollment and Success

Fall 2017

Enrollment = 10
Out of 953 total community college transfers to SIUE

80% Good Academic Standing after one semester at SIUE



Spring 2018: 2 Heartland students graduated from SIUE.

Fall 2018

Enrollment = 8
Out of 895 total community college transfers to SIUE

67% Good Academic Standing after one semester at SIUE



Spring 2019: 6 Heartland students graduated from SIUE.

Fall 2019

Enrollment = 6
Out of 836 total community college transfers to SIUE

67% Good Academic Standing after one semester at SIUE



Spring 2020: 3 Heartland students graduated from SIUE.

Fall 2020

Enrollment = 8
Out of 830 total community college transfers to SIUE

Academic Standing will be determined after one semester at SIUE



Admission

- On average**
Highland has transferred 2 students in the last 4 fall terms.
- Admission type**
The majority of students transferring to SIUE are Traditional transfers.

Enrollment

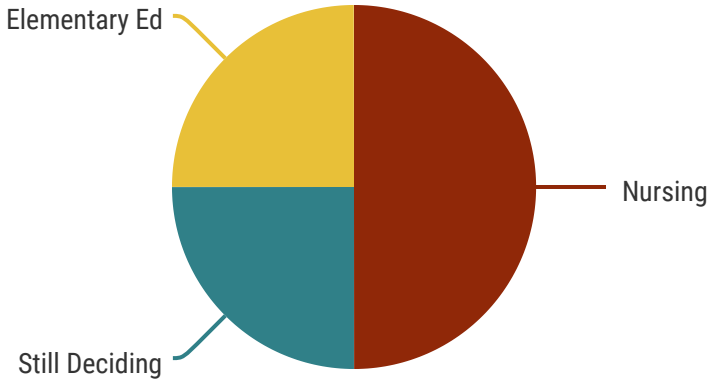
- Percentage of SIUE**
Highland students represent 1% of SIUE's transfer population each Fall.
- Transfer Credit Hours**
On average, Highland transfer students brought 30 credit hours to SIUE.

Graduation

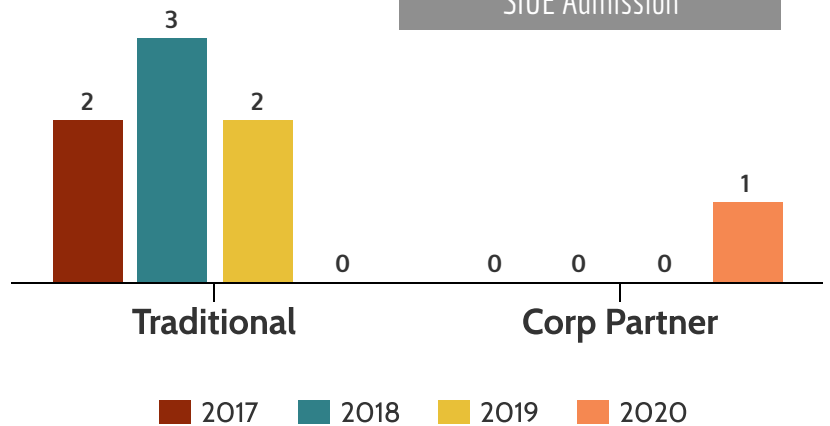
- Top graduation majors**
Spring 2018: Nursing
- Graduation GPA at SIUE**
Cumulative gpa in Spring 2018 for Highland students was 3.88 compared to all CC graduation gpa at 3.31.

Admissions

Top Interest Areas



SIUE Admission



Enrollment and Success

Fall 2017

Enrollment = 1
Out of 953 total community college transfers to SIUE

100% Good Academic Standing after one semester at SIUE



Spring 2018: 1
Highland students graduated from SIUE.

Fall 2018

Enrollment = 3
Out of 895 total community college transfers to SIUE

100% Good Academic Standing after one semester at SIUE



Spring 2019: 0
Highland students graduated from SIUE.

Fall 2019

Enrollment = 1
Out of 836 total community college transfers to SIUE

100% Good Academic Standing after one semester at SIUE



Spring 2020: 0
Highland students graduated from SIUE.

Fall 2020

Enrollment = 1
Out of 830 total community college transfers to SIUE

Academic Standing will be determined after one semester at SIUE



Admission

On average
IECC has transferred 20 students in the last 4 fall terms.

Admission type
The majority of students transferring to SIUE are Traditional transfers and Nursing transfers.

Enrollment

Percentage of SIUE
IECC students represent 2% of SIUE's transfer population each Fall.

Transfer Credit Hours
On average, IECC transfer students brought 59 credit hours to SIUE.

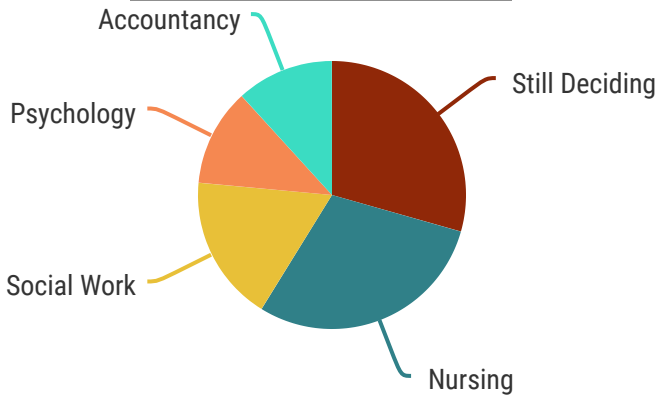
Graduation

Top graduation majors
Spring 2020: Nursing, Construction Mgmt, Business Admin, and Chemistry.

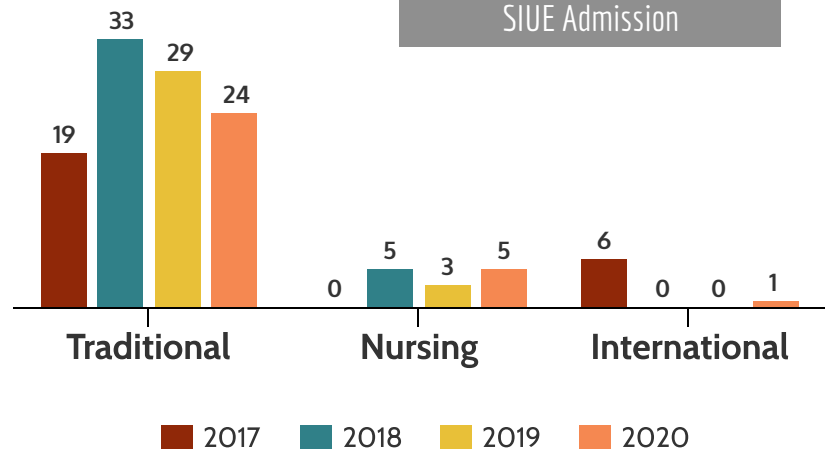
Graduation GPA at SIUE
Cumulative gpa in Spring 2020 for IECC students was 3.47 compared to all CC graduation gpa at 3.33.

Admissions

Top Interest Areas



SIUE Admission



Enrollment and Success

Fall 2017

Enrollment = 18

Out of 953 total community college transfers to SIUE

85% Good Academic Standing after one semester at SIUE



Spring 2018: **12** IECC students graduated from SIUE.

Fall 2018

Enrollment = 30

Out of 895 total community college transfers to SIUE

88% Good Academic Standing after one semester at SIUE



Spring 2019: **9** IECC students graduated from SIUE.

Fall 2019

Enrollment = 19

Out of 836 total community college transfers to SIUE

81% Good Academic Standing after one semester at SIUE



Spring 2020: **10** IECC students graduated from SIUE.

Fall 2020

Enrollment = 14

Out of 830 total community college transfers to SIUE

Academic Standing will be determined after one semester at SIUE



Admission

- On average**
Illinois Valley has transferred 1 students in the last 4 fall terms.
- Admission type**
The majority of students transferring to SIUE are Traditional transfers.

Enrollment

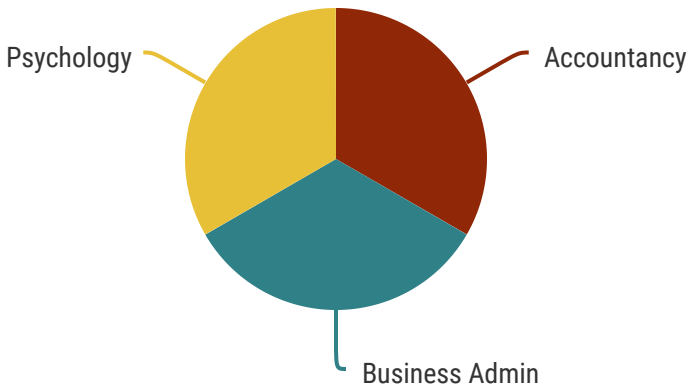
- Percentage of SIUE**
IVCC students represent less than 1% of SIUE's transfer population each Fall.
- Transfer Credit Hours**
On average, IVCC transfer students brought 56 credit hours to SIUE.

Graduation

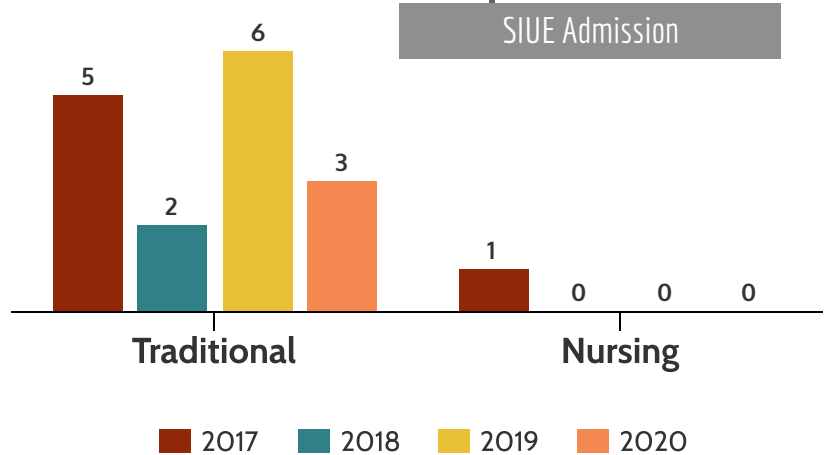
- Top graduation majors**
Spring 2019: Accountancy, Business Admin, and Mechanical Engineering.
- Graduation GPA at SIUE**
Cumulative gpa in Spring 2019 for IVCC students was 3.28 compared to all CC graduation gpa at 3.34.

Admissions

Top Interest Areas



SIUE Admission



Enrollment and Success

Fall 2017

Enrollment = 3
Out of 953 total community college transfers to SIUE

100% Good Academic Standing after one semester at SIUE



Spring 2018: 0 IVCC students graduated from SIUE.

Fall 2018

Enrollment = 0
Out of 895 total community college transfers to SIUE

Good Academic Standing after one semester at SIUE



Spring 2019: 3 IVCC students graduated from SIUE.

Fall 2019

Enrollment = 2
Out of 836 total community college transfers to SIUE

100% Good Academic Standing after one semester at SIUE



Spring 2020: 0 IVCC students graduated from SIUE.

Fall 2020

Enrollment = 0
Out of 830 total community college transfers to SIUE

Academic Standing will be determined after one semester at SIUE



Admission

- On average**
JeffCo has transferred 8 students in the last 4 fall terms.
- Admission type**
The majority of students transferring to SIUE are Traditional transfers.

Enrollment

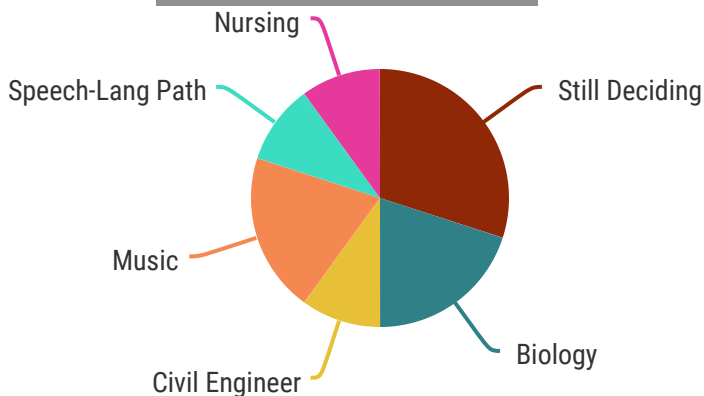
- Percentage of SIUE**
JeffCo students represent 1% of SIUE's transfer population each Fall.
- Transfer Credit Hours**
On average, JeffCo transfer students brought 63 credit hours to SIUE.

Graduation

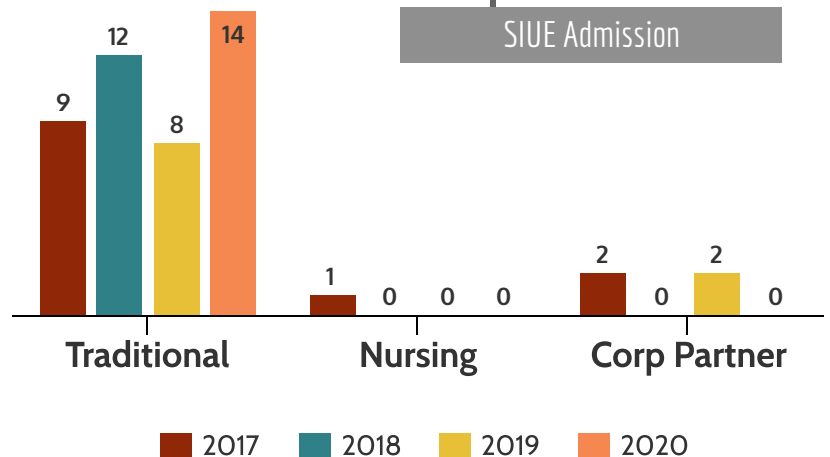
- Top graduation majors**
Spring 2020: Business Admin, Nursing, Theater & Dance, Public Health, and Integrative Studies.
- Graduation GPA at SIUE**
Cumulative gpa in Spring 2020 for JeffCo students was 3.24 compared to all CC graduation gpa at 3.33.

Admissions

Top Interest Areas



SIUE Admission



Enrollment and Success

Fall 2017

Enrollment = 8
Out of 953 total community college transfers to SIUE

100% Good Academic Standing after one semester at SIUE



Spring 2018: 3
JeffCo students graduated from SIUE.

Fall 2018

Enrollment = 10
Out of 895 total community college transfers to SIUE

91% Good Academic Standing after one semester at SIUE



Spring 2019: 3
JeffCo students graduated from SIUE.

Fall 2019

Enrollment = 7
Out of 836 total community college transfers to SIUE

67% Good Academic Standing after one semester at SIUE



Spring 2020: 7
JeffCo students graduated from SIUE.

Fall 2020

Enrollment = 5
Out of 830 total community college transfers to SIUE

Academic Standing will be determined after one semester at SIUE



Admission

- On average**
JALC has transferred 24 students in the last 4 fall terms.
- Admission type**
The majority of students transferring to SIUE are Traditional transfers and Nursing transfers.

Enrollment

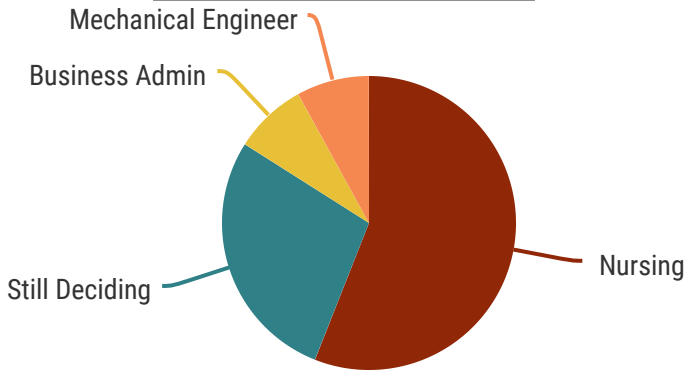
- Percentage of SIUE**
JALC students represent 3% of SIUE's transfer population each Fall.
- Transfer Credit Hours**
On average, JALC transfer students brought 42 credit hours to SIUE.

Graduation

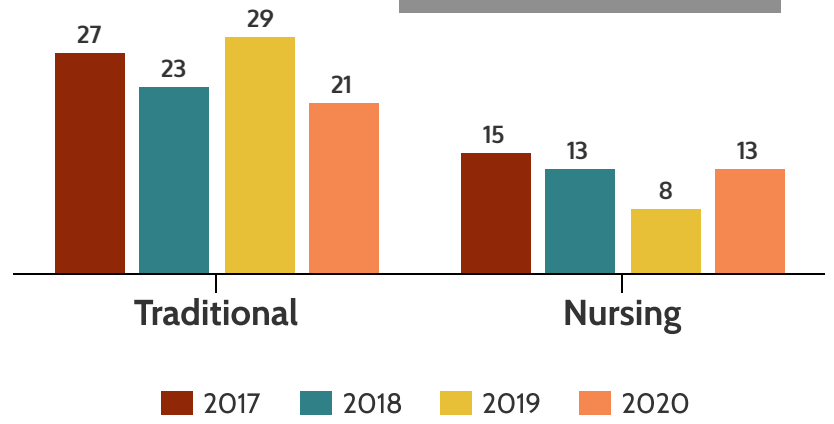
- Top graduation majors**
Spring 2020: Nursing, Business Admin, Public Health and Studio Art.
- Graduation GPA at SIUE**
Cumulative gpa in Spring 2020 for JALC students was 3.35 compared to all CC graduation gpa at 3.33.

Admissions

Top Interest Areas



SIUE Admission



Enrollment and Success

Fall 2017

Enrollment = 30
Out of 953 total community college transfers to SIUE

92% Good Academic Standing after one semester at SIUE



Spring 2018: **17** JALC students graduated from SIUE.

Fall 2018

Enrollment = 25
Out of 895 total community college transfers to SIUE

96% Good Academic Standing after one semester at SIUE



Spring 2019: **20** JALC students graduated from SIUE.

Fall 2019

Enrollment = 19
Out of 836 total community college transfers to SIUE

87% Good Academic Standing after one semester at SIUE



Spring 2020: **19** JALC students graduated from SIUE.

Fall 2020

Enrollment = 21
Out of 830 total community college transfers to SIUE

Academic Standing will be determined after one semester at SIUE



Admission

- On average**
John Wood has transferred 17 students in the last 4 fall terms.
- Admission type**
The majority of students transferring to SIUE are Traditional transfers.

Enrollment

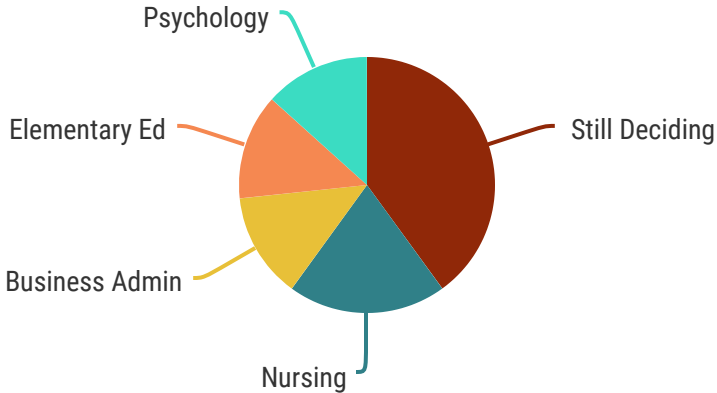
- Percentage of SIUE**
JWCC students represent 2% of SIUE's transfer population each Fall.
- Transfer Credit Hours**
On average, JWCC transfer students brought 47 credit hours to SIUE.

Graduation

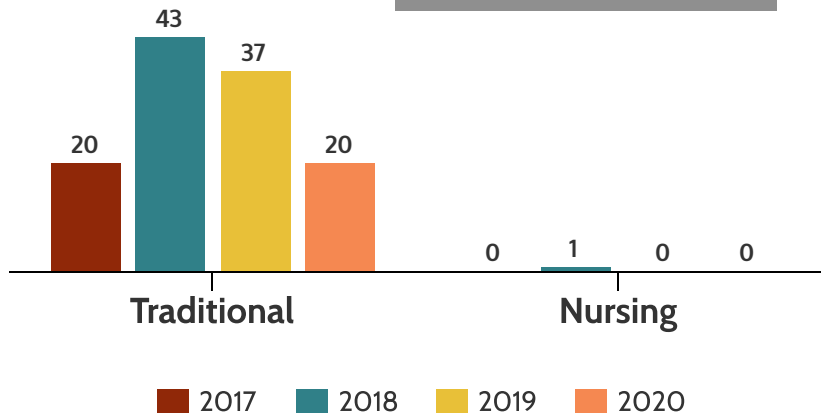
- Top graduation majors**
Spring 2020: Mechanical Engineering, Accountancy, and Computer Science.
- Graduation GPA at SIUE**
Cumulative gpa in Spring 2020 for JWCC students was 3.26 compared to all CC graduation gpa at 3.33.

Admissions

Top Interest Areas



SIUE Admission



Enrollment and Success

Fall 2017

Enrollment = 11
Out of 953 total community college transfers to SIUE

91% Good Academic Standing after one semester at SIUE



Spring 2018: 6 JWCC students graduated from SIUE.

Fall 2018

Enrollment = 26
Out of 895 total community college transfers to SIUE

69% Good Academic Standing after one semester at SIUE



Spring 2019: 4 JWCC students graduated from SIUE.

Fall 2019

Enrollment = 24
Out of 836 total community college transfers to SIUE

88% Good Academic Standing after one semester at SIUE



Spring 2020: 7 JWCC students graduated from SIUE.

Fall 2020

Enrollment = 8
Out of 830 total community college transfers to SIUE

Academic Standing will be determined after one semester at SIUE



Admission

- On average**
Joliet has transferred 7 students in the last 4 fall terms.
- Admission type**
The majority of students transferring to SIUE are Traditional Transfers or Nursing Transfers.

Enrollment

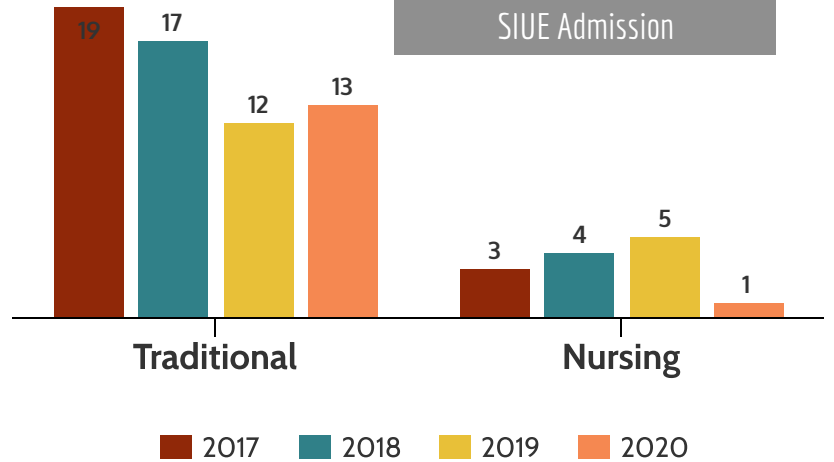
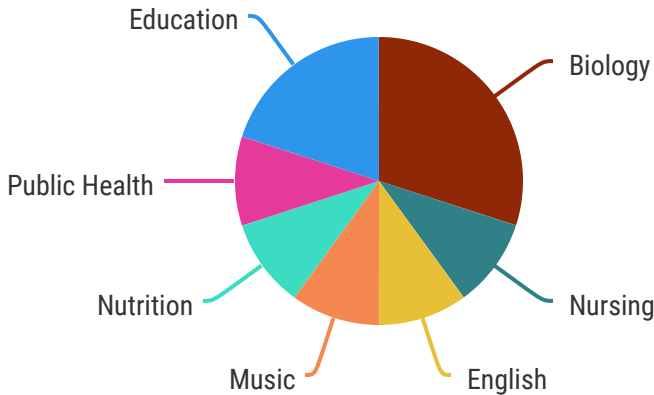
- Percentage of SIUE**
JJC students represent 1% of SIUE's transfer population each Fall.
- Transfer Credit Hours**
On average, JJC transfer students brought 50 credit hours to SIUE.

Graduation

- Top graduation majors**
Spring 2020: Business Admin, Exercise Science, Social Work, Psychology and Early Childhood Ed.
- Graduation GPA at SIUE**
Cumulative gpa in Spring 2020 for JJC students was 3.27 compared to all CC graduation gpa at 3.33.

Admissions

Top Interest Areas



Enrollment and Success

Fall 2017

Enrollment = 11
Out of 953 total community college transfers to SIUE

91% Good Academic Standing after one semester at SIUE



Spring 2018: 2 JJC students graduated from SIUE.

Fall 2018

Enrollment = 5
Out of 895 total community college transfers to SIUE

80% Good Academic Standing after one semester at SIUE



Spring 2019: 2 JJC students graduated from SIUE.

Fall 2019

Enrollment = 4
Out of 836 total community college transfers to SIUE

75% Good Academic Standing after one semester at SIUE



Spring 2020: 7 JJC students graduated from SIUE.

Fall 2020

Enrollment = 7
Out of 830 total community college transfers to SIUE

Academic Standing will be determined after one semester at SIUE



Admission

- On average**
Kaskaskia has transferred 60 students in the last 4 fall terms.
- Admission type**
The majority of students transferring to SIUE are Traditional transfers and Corporate Partnership.

Enrollment

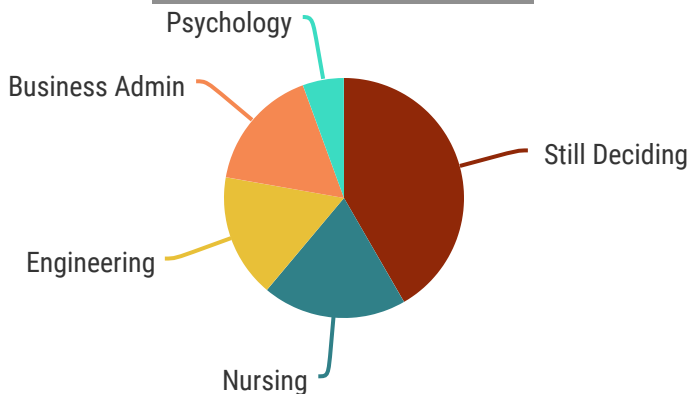
- Percentage of SIUE**
KC students represent 7% of SIUE's transfer population each Fall.
- Transfer Credit Hours**
On average, KC transfer students brought 58 credit hours to SIUE.

Graduation

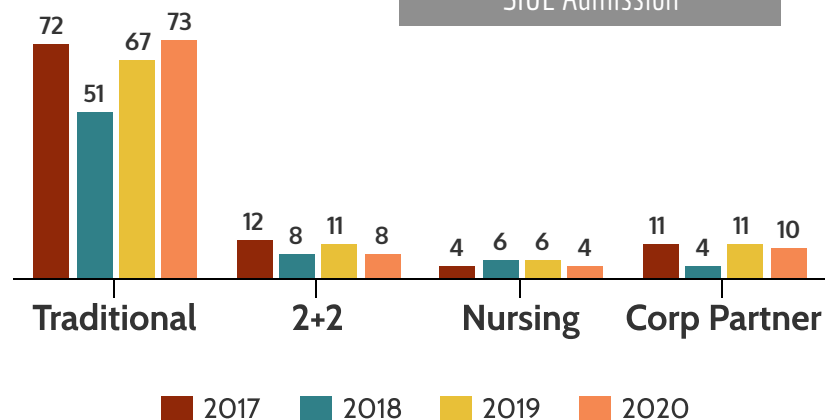
- Top graduation majors**
Spring 2020: Business Admin, Nursing, Elementary Ed, and Speech-Lang Path.
- Graduation GPA at SIUE**
Cumulative gpa in Spring 2020 for KC students was 3.22 compared to all CC graduation gpa at 3.33.

Admissions

Top Interest Areas



SIUE Admission



Enrollment and Success

Fall 2017

Enrollment = 71
Out of 953 total community college transfers to SIUE

94% Good Academic Standing after one semester at SIUE



Spring 2018: 38 KC students graduated from SIUE.

Fall 2018

Enrollment = 48
Out of 895 total community college transfers to SIUE

86% Good Academic Standing after one semester at SIUE



Spring 2019: 44 KC students graduated from SIUE.

Fall 2019

Enrollment = 62
Out of 836 total community college transfers to SIUE

86% Good Academic Standing after one semester at SIUE



Spring 2020: 35 KC students graduated from SIUE.

Fall 2020

Enrollment = 61
Out of 830 total community college transfers to SIUE

Academic Standing will be determined after one semester at SIUE



Admission

- On average**
Lake Land has transferred 44 students in the last 4 fall terms.
- Admission type**
The majority of students transferring to SIUE are Traditional transfers, 2+2 program, and Nursing transfers.

Enrollment

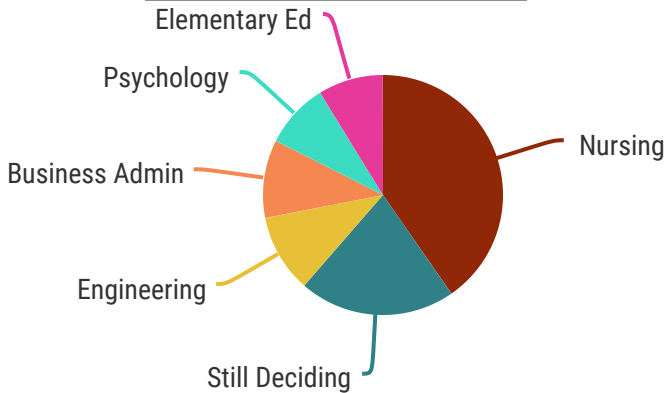
- Percentage of SIUE**
Lake Land students represent 5% of SIUE's transfer population each Fall.
- Transfer Credit Hours**
On average, Lake Land transfer students brought 58 credit hours to SIUE.

Graduation

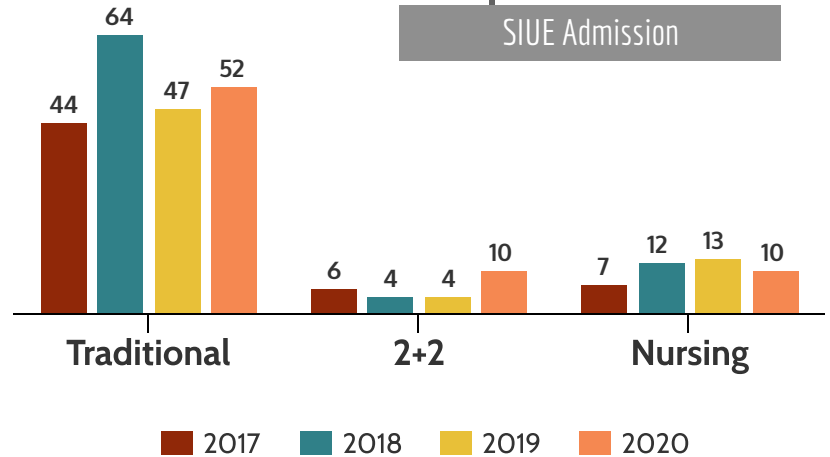
- Top graduation majors**
Spring 2020: Nursing, Business Admin, and Biology.
- Graduation GPA at SIUE**
Cumulative gpa in Spring 2020 for Lake Land students was 3.57 compared to all CC graduation gpa at 3.33.

Admissions

Top Interest Areas



SIUE Admission



Enrollment and Success

Fall 2017

Enrollment = 37
Out of 953 total community college transfers to SIUE

91% Good Academic Standing after one semester at SIUE



Spring 2018: 18 Lake Land students graduated from SIUE.

Fall 2018

Enrollment = 52
Out of 895 total community college transfers to SIUE

92% Good Academic Standing after one semester at SIUE



Spring 2019: 34 Lake Land students graduated from SIUE.

Fall 2019

Enrollment = 45
Out of 836 total community college transfers to SIUE

98% Good Academic Standing after one semester at SIUE



Spring 2020: 25 Lake Land students graduated from SIUE.

Fall 2020

Enrollment = 41
Out of 830 total community college transfers to SIUE

Academic Standing will be determined after one semester at SIUE



Admission

- On average**
LCCC has transferred 142 students in the last 4 fall terms.
- Admission type**
The majority of students transferring to SIUE are Traditional Transfers and Dual Admission.

Enrollment

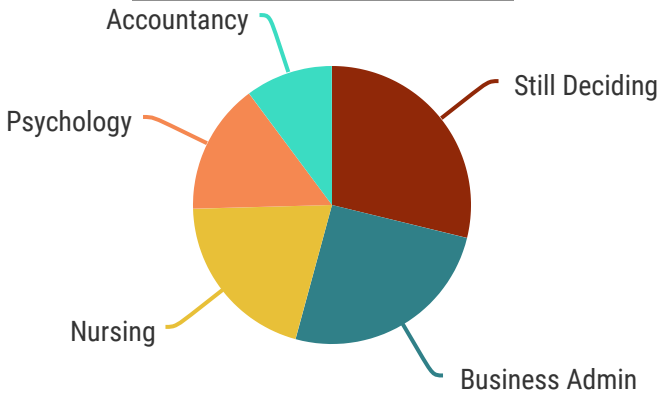
- Percentage of SIUE**
LCCC students represent 17% of SIUE's transfer population each Fall.
- Transfer Credit Hours**
On average, LCCC transfer students brought 53 credit hours to SIUE.

Graduation

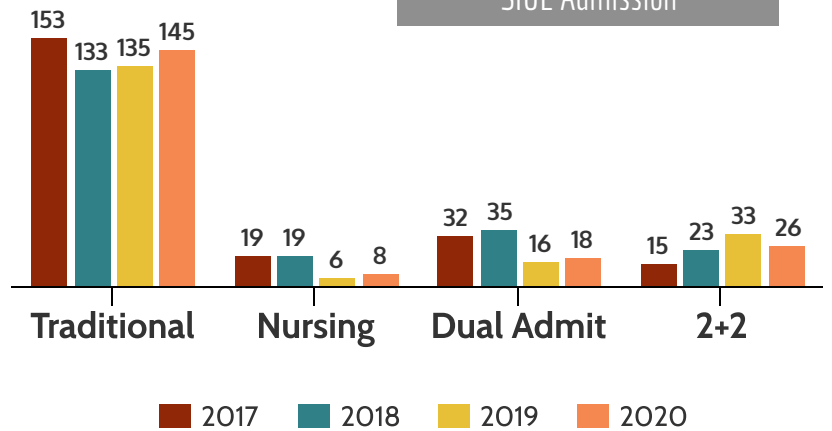
- Top graduation majors**
Spring 2020: Nursing, Business Admin, Psychology History, and Applied Communication.
- Graduation GPA at SIUE**
Cumulative gpa in Spring 2020 for LCCC students was 3.36 compared to all CC graduation gpa at 3.33.

Admissions

Top Interest Areas



SIUE Admission



Enrollment and Success

Fall 2017

Enrollment = 152
Out of 953 total community college transfers to SIUE

83% Good Academic Standing after one semester at SIUE



Spring 2018: 98 LCCC students graduated from SIUE.

Fall 2018

Enrollment = 148
Out of 895 total community college transfers to SIUE

88% Good Academic Standing after one semester at SIUE



Spring 2019: 101 LCCC students graduated from SIUE.

Fall 2019

Enrollment = 133
Out of 836 total community college transfers to SIUE

86% Good Academic Standing after one semester at SIUE



Spring 2020: 119 LCCC students graduated from SIUE.

Fall 2020

Enrollment = 139
Out of 830 total community college transfers to SIUE

Academic Standing will be determined after one semester at SIUE



Admission

- On average**
Lincoln Land has transferred 57 students in the last 4 fall terms.
- Admission type**
The majority of students transferring to SIUE are Traditional Transfers, Nursing, and Corporate Partnership.

Enrollment

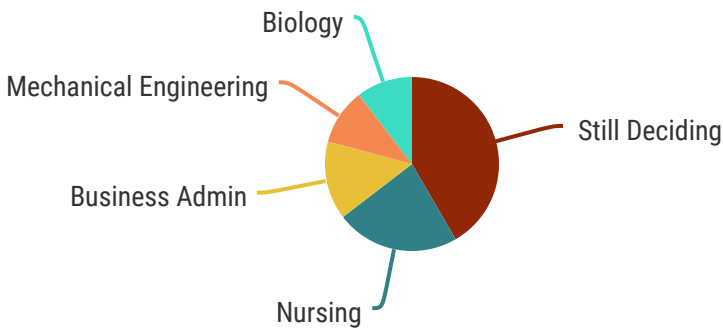
- Percentage of SIUE**
LLCC students represent 7% of SIUE's transfer population each Fall.
- Transfer Credit Hours**
On average, LLCC transfer students brought 51 credit hours to SIUE.

Graduation

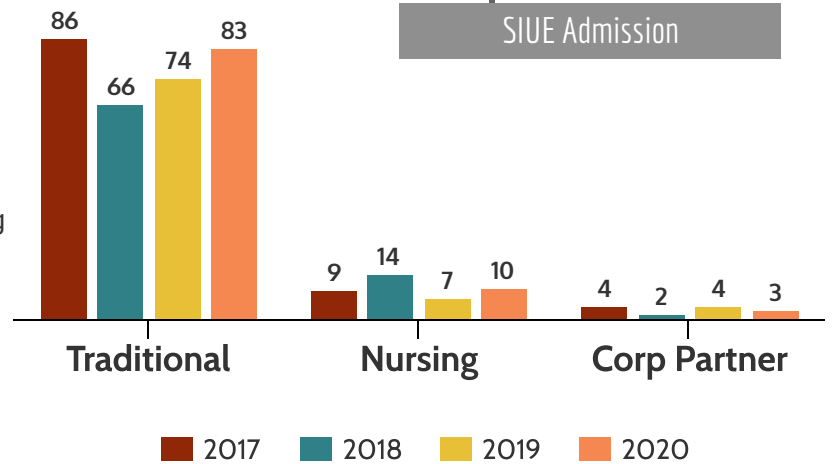
- Top graduation majors**
Spring 2020: Nursing, Criminal Justice, Business Admin, and Elementary Ed.
- Graduation GPA at SIUE**
Cumulative gpa in Spring 2020 for LLCC students was 3.32 compared to all CC graduation gpa at 3.33.

Admissions

Top Interest Areas



SIUE Admission



Enrollment and Success

Fall 2017

Enrollment = 64
Out of 953 total community college transfers to SIUE

86% Good Academic Standing after one semester at SIUE



Spring 2018: **30** LLCC students graduated from SIUE.

Fall 2018

Enrollment = 53
Out of 895 total community college transfers to SIUE

87% Good Academic Standing after one semester at SIUE



Spring 2019: **43** LLCC students graduated from SIUE.

Fall 2019

Enrollment = 54
Out of 836 total community college transfers to SIUE

86% Good Academic Standing after one semester at SIUE



Spring 2020: **47** LLCC students graduated from SIUE.

Fall 2020

Enrollment = 57
Out of 830 total community college transfers to SIUE

Academic Standing will be determined after one semester at SIUE



Admission

- On average**
MCC has transferred 2 students in the last 4 fall terms.
- Admission type**
The majority of students transferring to SIUE are Traditional transfers and Nursing transfers.

Enrollment

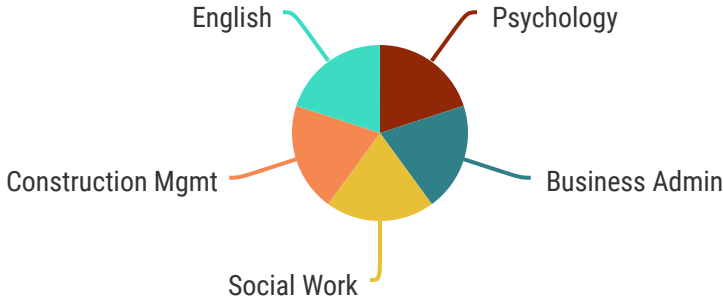
- Percentage of SIUE**
MCC students represent less than 1% of SIUE's transfer population each Fall.
- Transfer Credit Hours**
On average, MCC transfer students brought 49 credit hours to SIUE.

Graduation

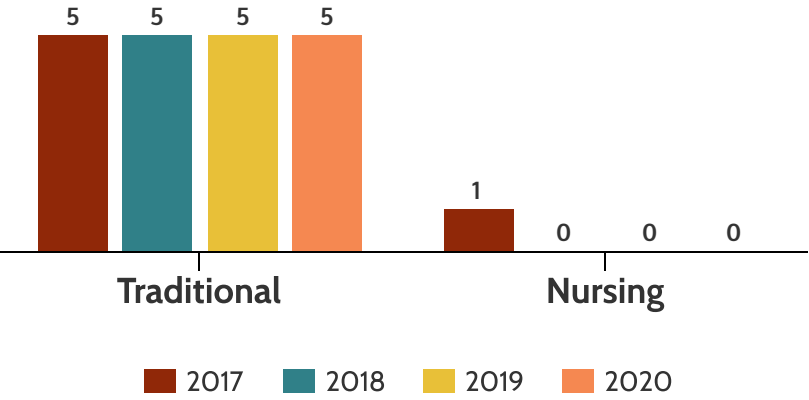
- Top graduation majors**
Spring 2020: Nursing and Biology
- Graduation GPA at SIUE**
Cumulative gpa in Spring 2020 for MCC students was 3.54 compared to all CC graduation gpa at 3.33.

Admissions

Top Interest Areas



SIUE Admission



Enrollment and Success

Fall 2017

Enrollment = 3
Out of 953 total community college transfers to SIUE

85% Good Academic Standing after one semester at SIUE

Fall 2018

Enrollment = 0
Out of 895 total community college transfers to SIUE

88% Good Academic Standing after one semester at SIUE

Fall 2019

Enrollment = 2
Out of 836 total community college transfers to SIUE

81% Good Academic Standing after one semester at SIUE

Fall 2020

Enrollment = 3
Out of 830 total community college transfers to SIUE

Academic Standing will be determined after one semester at SIUE

Spring 2018: **0** MCC students graduated from SIUE.

Spring 2019: **1** MCC students graduated from SIUE.

Spring 2020: **3** MCC students graduated from SIUE.

Academic Standing will be determined after one semester at SIUE

Admission

- On average**
Mineral Area has transferred 2 students in the last 4 fall terms.
- Admission type**
The majority of students transferring to SIUE are Traditional transfers.

Enrollment

- Percentage of SIUE**
Mineral Area students represent less than 1% of SIUE's transfer population each Fall.
- Transfer Credit Hours**
On average, Mineral Area transfer students brought 71 credit hours to SIUE.

Graduation

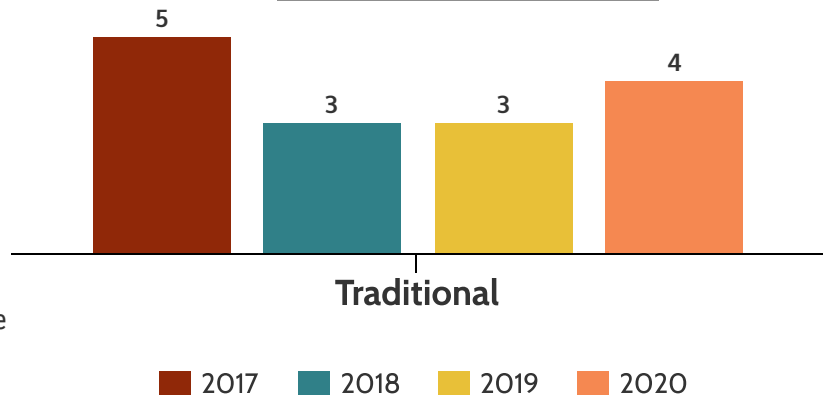
- Top graduation majors**
Spring 2020: Biology and Psychology
- Graduation GPA at SIUE**
Cumulative gpa in Spring 2020 for Mineral Area students was 3.88 compared to all CC graduation gpa at 3.33.

Admissions

Top Interest Areas



SIUE Admission



Enrollment and Success

Fall 2017

Enrollment = 3
Out of 953 total community college transfers to SIUE

100% Good Academic Standing after one semester at SIUE



Spring 2018: 1
Mineral Area students graduated from SIUE.

Fall 2018

Enrollment = 0
Out of 895 total community college transfers to SIUE

Good Academic Standing after one semester at SIUE



Spring 2019: 1
Mineral Area students graduated from SIUE.

Fall 2019

Enrollment = 1
Out of 836 total community college transfers to SIUE

100% Good Academic Standing after one semester at SIUE



Spring 2020: 2
Mineral Area students graduated from SIUE.

Fall 2020

Enrollment = 2
Out of 830 total community college transfers to SIUE

Academic Standing will be determined after one semester at SIUE



Admission

- On average**
Oakton has transferred 1 student in the last 4 fall terms.
- Admission type**
The majority of students transferring to SIUE are Traditional transfers.

Enrollment

- Percentage of SIUE**
Oakton students represent less than 1% of SIUE's transfer population each Fall.
- Transfer Credit Hours**
On average, Oakton transfer students brought 65 credit hours to SIUE.

Graduation

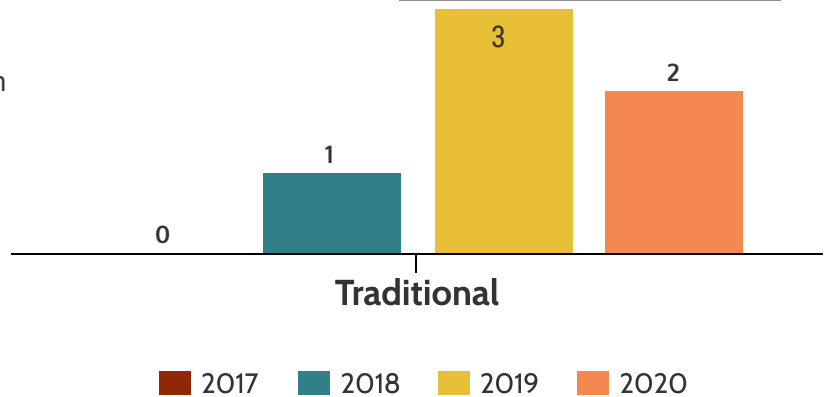
- Top graduation majors**
Spring 2020: Mechanical Engineering and Foreign Language.
- Graduation GPA at SIUE**
Cumulative gpa in Spring 2020 for Oakton students was 3.21 compared to all CC graduation gpa at 3.33.

Admissions

Top Interest Areas



SIUE Admission



Enrollment and Success

Fall 2017

Enrollment = 0
Out of 953 total community college transfers to SIUE

Good Academic Standing after one semester at SIUE



Spring 2018: 1
Oakton students graduated from SIUE.

Fall 2018

Enrollment = 1
Out of 895 total community college transfers to SIUE

0% Good Academic Standing after one semester at SIUE



Spring 2019: 0
Oakton students graduated from SIUE.

Fall 2019

Enrollment = 0
Out of 836 total community college transfers to SIUE

Good Academic Standing after one semester at SIUE



Spring 2020: 2
Oakton students graduated from SIUE.

Fall 2020

Enrollment = 1
Out of 830 total community college transfers to SIUE

Academic Standing will be determined after one semester at SIUE



Admission

- On average**
Parkland has transferred 11 students in the last 4 fall terms.
- Admission type**
The majority of students transferring to SIUE are Traditional transfers.

Enrollment

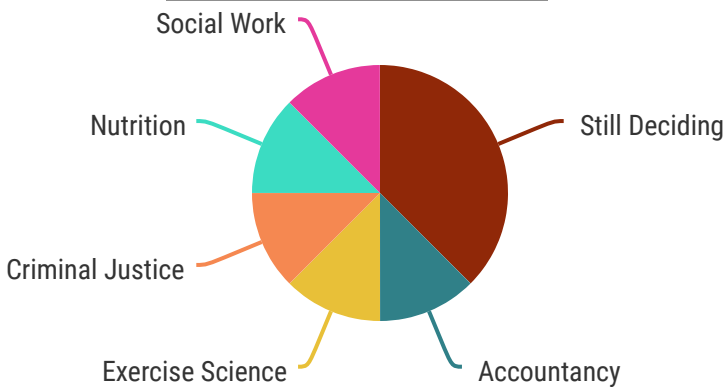
- Percentage of SIUE**
Parkland students represent 2% of SIUE's transfer population each Fall.
- Transfer Credit Hours**
On average, Parkland transfer students brought 39 credit hours to SIUE.

Graduation

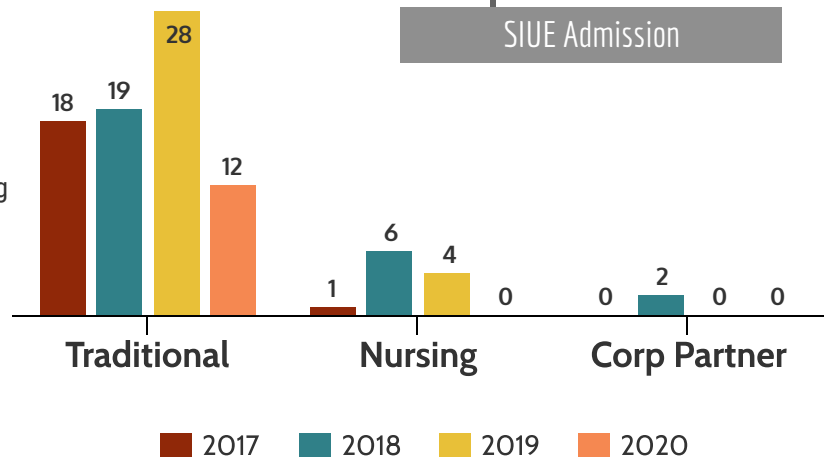
- Top graduation majors**
Spring 2020: Nursing, Elementary Ed., Mechanical Engineer, Electrical Engineer, and Math.
- Graduation GPA at SIUE**
Cumulative gpa in Spring 2020 for Parkland students was 3.40 compared to all CC graduation gpa at 3.33.

Admissions

Top Interest Areas



SIUE Admission



Enrollment and Success

Fall 2017

Enrollment = 9
Out of 953 total community college transfers to SIUE

100% Good Academic Standing after one semester at SIUE



Spring 2018: 5 Parkland students graduated from SIUE.

Fall 2018

Enrollment = 12
Out of 895 total community college transfers to SIUE

100% Good Academic Standing after one semester at SIUE



Spring 2019: 10 Parkland students graduated from SIUE.

Fall 2019

Enrollment = 16
Out of 836 total community college transfers to SIUE

88% Good Academic Standing after one semester at SIUE



Spring 2020: 9 Parkland students graduated from SIUE.

Fall 2020

Enrollment = 7
Out of 830 total community college transfers to SIUE

Academic Standing will be determined after one semester at SIUE



Admission

- On average**
Prairie State has transferred 4 students in the last 4 fall terms.
- Admission type**
The majority of students transferring to SIUE are Traditional transfers.

Enrollment

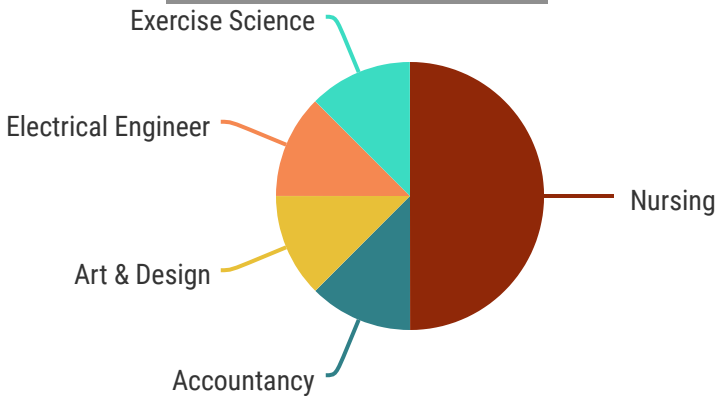
- Percentage of SIUE**
Prairie State students represent 1% of SIUE's transfer population each Fall.
- Transfer Credit Hours**
On average, Prairie State transfer students brought 32 credit hours to SIUE.

Graduation

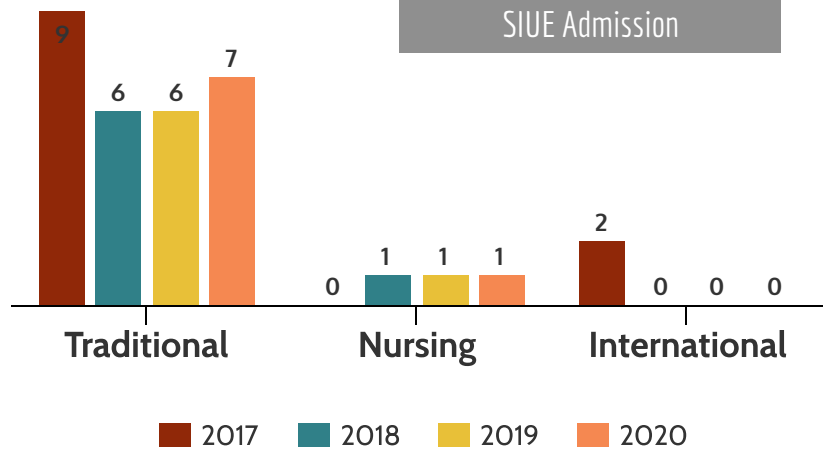
- Top graduation majors**
Spring 2020: Public Health
- Graduation GPA at SIUE**
Cumulative gpa in Spring 2020 for Prairie State students was 3.22 compared to all CC graduation gpa at 3.33.

Admissions

Top Interest Areas



SIUE Admission



Enrollment and Success

Fall 2017

Enrollment = 3
Out of 953 total community college transfers to SIUE

100% Good Academic Standing after one semester at SIUE



Spring 2018: 1 Prairie State students graduated from SIUE.

Fall 2018

Enrollment = 2
Out of 895 total community college transfers to SIUE

50% Good Academic Standing after one semester at SIUE



Spring 2019: 0 Prairie State students graduated from SIUE.

Fall 2019

Enrollment = 4
Out of 836 total community college transfers to SIUE

75% Good Academic Standing after one semester at SIUE



Spring 2020: 1 Prairie State students graduated from SIUE.

Fall 2020

Enrollment = 6
Out of 830 total community college transfers to SIUE

Academic Standing will be determined after one semester at SIUE



Admission

- On average**
Rend Lake has transferred 33 students in the last 4 fall terms.
- Admission type**
The majority of students transferring to SIUE are Traditional Transfers, Nursing, and Corporate Partnership.

Enrollment

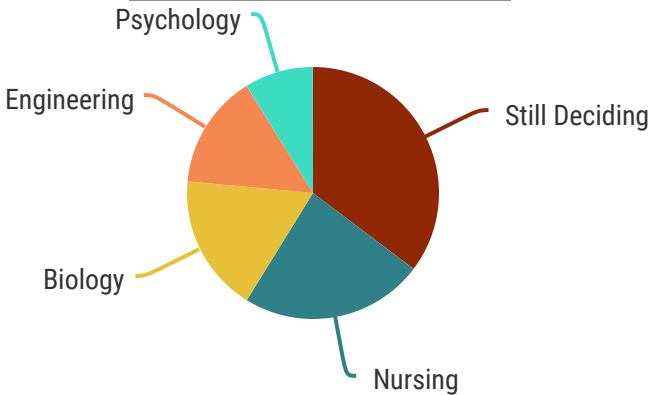
- Percentage of SIUE**
Rend Lake students represent 4% of SIUE's transfer population each Fall.
- Transfer Credit Hours**
On average, Rend Lake transfer students brought 55 credit hours to SIUE.

Graduation

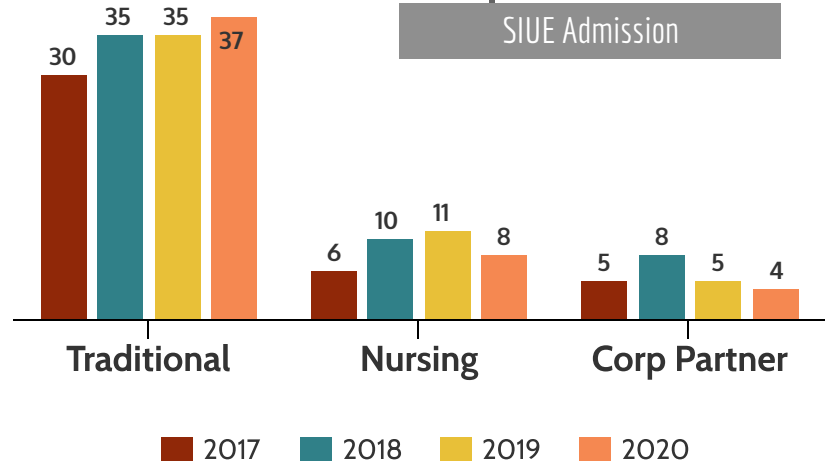
- Top graduation majors**
Spring 2020: Nursing, Biology, Criminal Justice, and Psychology.
- Graduation GPA at SIUE**
Cumulative gpa in Spring 2020 for Rend Lake students was 3.44 compared to all CC graduation gpa at 3.33.

Admissions

Top Interest Areas



SIUE Admission



Enrollment and Success

Fall 2017

Enrollment = 32
Out of 953 total community college transfers to SIUE

85% Good Academic Standing after one semester at SIUE



Spring 2018: 11 Rend Lake students graduated from SIUE.

Fall 2018

Enrollment = 35
Out of 895 total community college transfers to SIUE

91% Good Academic Standing after one semester at SIUE



Spring 2019: 14 Rend Lake students graduated from SIUE.

Fall 2019

Enrollment = 28
Out of 836 total community college transfers to SIUE

88% Good Academic Standing after one semester at SIUE



Spring 2020: 15 Rend Lake students graduated from SIUE.

Fall 2020

Enrollment = 35
Out of 830 total community college transfers to SIUE

Academic Standing will be determined after one semester at SIUE



Admission

- On average**
Richland has transferred 11 students in the last 4 fall terms.
- Admission type**
The majority of students transferring to SIUE are Traditional transfers.

Enrollment

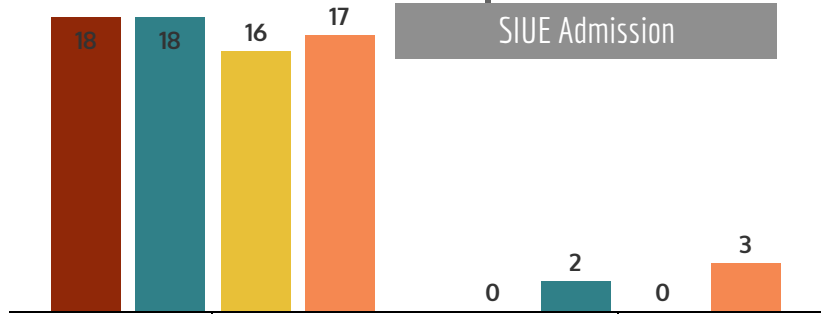
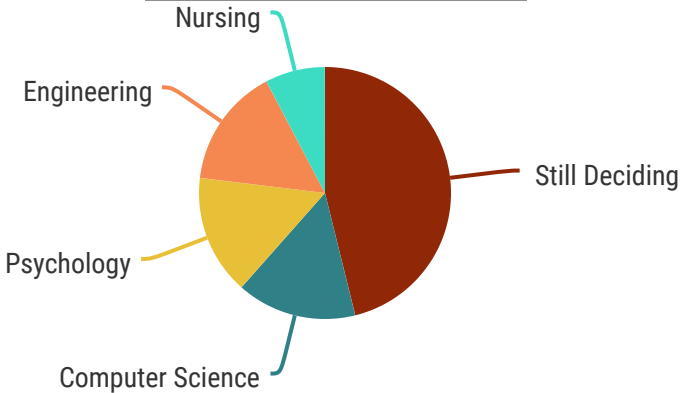
- Percentage of SIUE**
Richland students represent 2% of SIUE's transfer population each Fall.
- Transfer Credit Hours**
On average, Richland transfer students brought 55 credit hours to SIUE.

Graduation

- Top graduation majors**
Spring 2020: Integrative Studies, Anthropology, Criminal Justice and Mass Communications.
- Graduation GPA at SIUE**
Cumulative gpa in Spring 2020 for Richland students was 3.18 compared to all CC graduation gpa at 3.33.

Admissions

Top Interest Areas



■ 2017 ■ 2018 ■ 2019 ■ 2020

Enrollment and Success

Fall 2017

Enrollment = 12
Out of 953 total community college transfers to SIUE

90% Good Academic Standing after one semester at SIUE



Spring 2018: **3** Richland students graduated from SIUE.

Fall 2018

Enrollment = 13
Out of 895 total community college transfers to SIUE

77% Good Academic Standing after one semester at SIUE



Spring 2019: **13** Richland students graduated from SIUE.

Fall 2019

Enrollment = 8
Out of 836 total community college transfers to SIUE

100% Good Academic Standing after one semester at SIUE



Spring 2020: **8** Richland students graduated from SIUE.

Fall 2020

Enrollment = 12
Out of 830 total community college transfers to SIUE

Academic Standing will be determined after one semester at SIUE



Admission

- On average**
Sauk Valley has transferred 2 students in the last 4 fall terms.
- Admission type**
The majority of students transferring to SIUE are Traditional transfers.

Enrollment

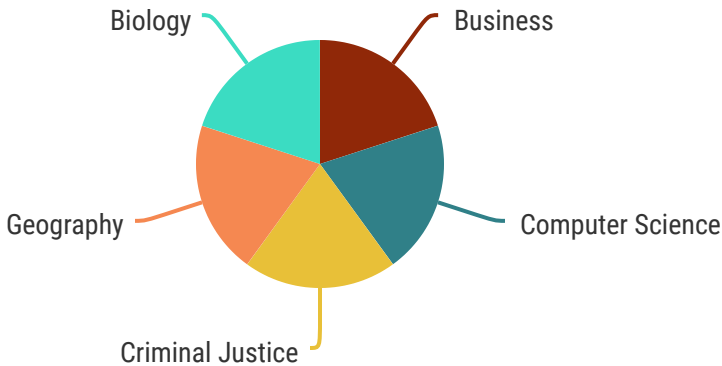
- Percentage of SIUE**
Sauk Valley students represent 1% of SIUE's transfer population each Fall.
- Transfer Credit Hours**
On average, Sauk Valley transfer students brought 40 credit hours to SIUE.

Graduation

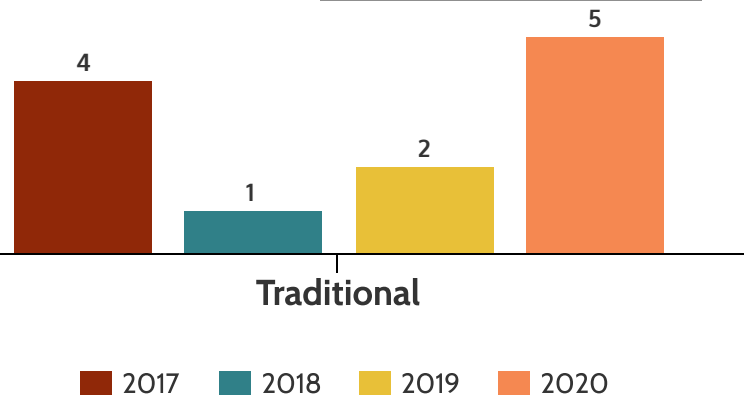
- Top graduation majors**
Spring 2019: Exercise Science
- Graduation GPA at SIUE**
Cumulative gpa in Spring 2019 for Sauk Valley students was 3.42 compared to all CC graduation gpa at 3.34.

Admissions

Top Interest Areas



SIUE Admission



Enrollment and Success

Fall 2017

Enrollment = 2
Out of 953 total community college transfers to SIUE

100% Good Academic Standing after one semester at SIUE



Spring 2018: 2
Sauk Valley students graduated from SIUE.

Fall 2018

Enrollment = 1
Out of 895 total community college transfers to SIUE

100% Good Academic Standing after one semester at SIUE



Spring 2019: 1
Sauk Valley students graduated from SIUE.

Fall 2019

Enrollment = 1
Out of 836 total community college transfers to SIUE

100% Good Academic Standing after one semester at SIUE



Spring 2020: 0
Sauk Valley students graduated from SIUE.

Fall 2020

Enrollment = 3
Out of 830 total community college transfers to SIUE

Academic Standing will be determined after one semester at SIUE



Admission

- On average**
Shawnee has transferred 4 students in the last 4 fall terms.
- Admission type**
The majority of students transferring to SIUE are Traditional transfers.

Enrollment

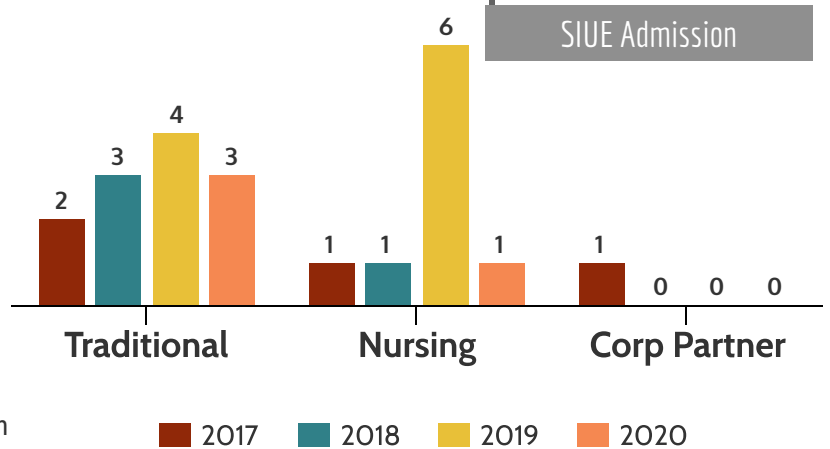
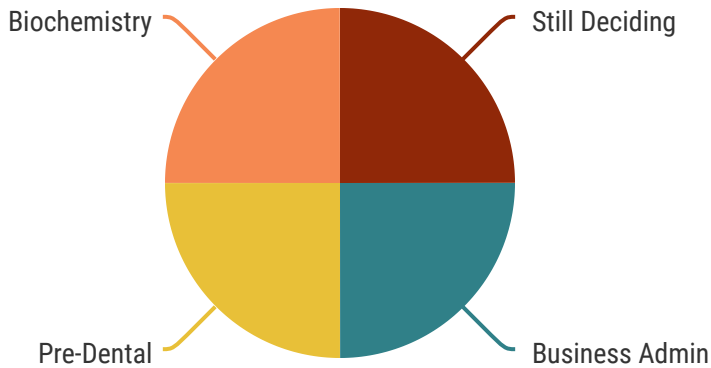
- Percentage of SIUE**
Shawnee students represent 1% of SIUE's transfer population each Fall.
- Transfer Credit Hours**
On average, Shawnee transfer students brought 33 credit hours to SIUE.

Graduation

- Top graduation majors**
Spring 2019: Nursing
- Graduation GPA at SIUE**
Cumulative gpa in Spring 2020 for Shawnee students was 3.79 compared to all CC graduation gpa at 3.33.

Admissions

Top Interest Areas



Enrollment and Success

Fall 2017

Enrollment = 4
Out of 953 total community college transfers to SIUE

75% Good Academic Standing after one semester at SIUE



Spring 2018: 5
Shawnee students graduated from SIUE.

Fall 2018

Enrollment = 4
Out of 895 total community college transfers to SIUE

75% Good Academic Standing after one semester at SIUE



Spring 2019: 1
Shawnee students graduated from SIUE.

Fall 2019

Enrollment = 6
Out of 836 total community college transfers to SIUE

100% Good Academic Standing after one semester at SIUE



Spring 2020: 0
Shawnee students graduated from SIUE.

Fall 2020

Enrollment = 2
Out of 830 total community college transfers to SIUE

Academic Standing will be determined after one semester at SIUE



Admission

- On average**
Southeastern has transferred 10 students in the last 4 fall terms.
- Admission type**
The majority of students transferring to SIUE are Traditional transfers.

Enrollment

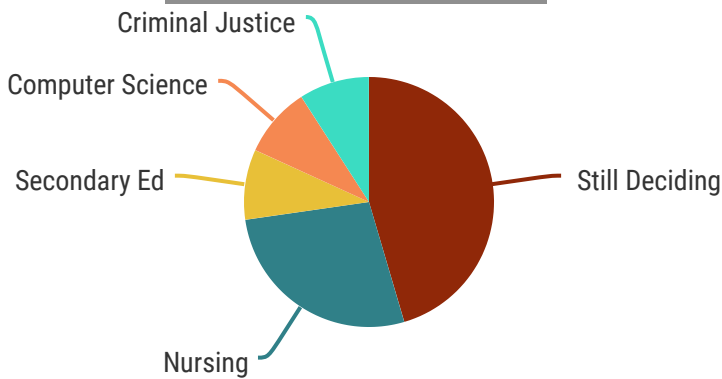
- Percentage of SIUE**
Southeastern students represent 1% of SIUE's transfer population each Fall.
- Transfer Credit Hours**
On average, Southeastern transfer students brought 66 credit hours to SIUE.

Graduation

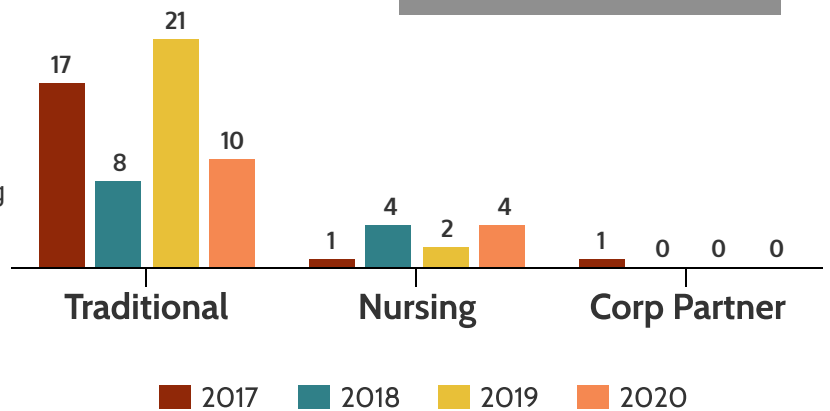
- Top graduation majors**
Spring 2020: Business Admin and English.
- Graduation GPA at SIUE**
Cumulative gpa in Spring 2018 for Southeastern students was 3.34 compared to all CC graduation gpa at 3.33.

Admissions

Top Interest Areas



SIUE Admission



Enrollment and Success

Fall 2017

Enrollment = 6
Out of 953 total community college transfers to SIUE

80% Good Academic Standing after one semester at SIUE



Spring 2018: 5 SEIC students graduated from SIUE.

Fall 2018

Enrollment = 17
Out of 895 total community college transfers to SIUE

53% Good Academic Standing after one semester at SIUE



Spring 2019: 5 SEIC students graduated from SIUE.

Fall 2019

Enrollment = 10
Out of 836 total community college transfers to SIUE

100% Good Academic Standing after one semester at SIUE



Spring 2020: 2 SEIC students graduated from SIUE.

Fall 2020

Enrollment = 7
Out of 830 total community college transfers to SIUE

Academic Standing will be determined after one semester at SIUE



Admission

On average
STLCC has transferred 54 students in the last 4 fall terms.

Admission type
The majority of students transferring to SIUE are Traditional transfers and Corporate Partnerships.

Enrollment

Percentage of SIUE
STLCC students represent 5% of SIUE's transfer population each Fall.

Transfer Credit Hours
On average, STLCC transfer students brought 37 credit hours to SIUE.

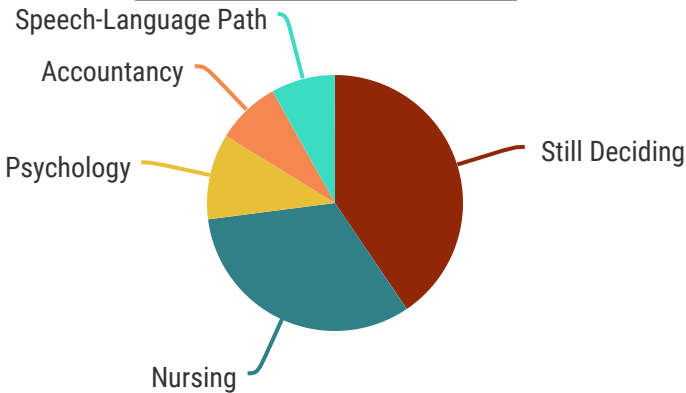
Graduation

Top graduation majors
Spring 2020: Mass Communications, Nursing, Social Work, and Civil Engineering.

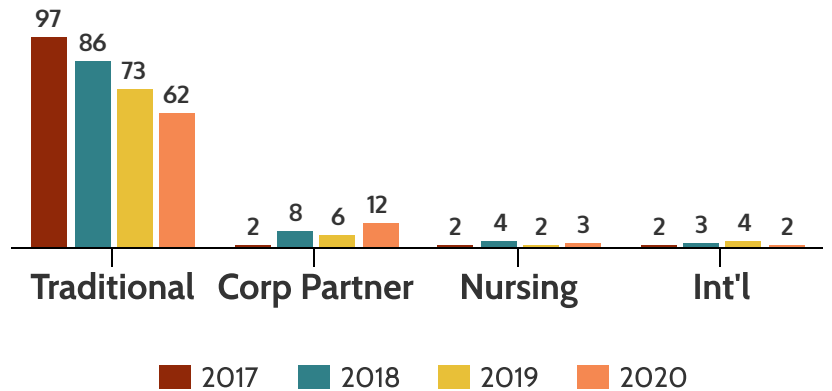
Graduation GPA at SIUE
Cumulative gpa in Spring 2020 for STLCC students was 3.13 compared to all CC graduation gpa at 3.33.

Admissions

Top Interest Areas



SIUE Admission



Enrollment and Success

Fall 2017

Enrollment = 59
Out of 953 total community college transfers to SIUE

85% Good Academic Standing after one semester at SIUE



Spring 2018: 22 STLCC students graduated from SIUE.

Fall 2018

Enrollment = 63
Out of 895 total community college transfers to SIUE

78% Good Academic Standing after one semester at SIUE



Spring 2019: 42 STLCC students graduated from SIUE.

Fall 2019

Enrollment = 55
Out of 836 total community college transfers to SIUE

88% Good Academic Standing after one semester at SIUE



Spring 2020: 23 STLCC students graduated from SIUE.

Fall 2020

Enrollment = 40
Out of 830 total community college transfers to SIUE

Academic Standing will be determined after one semester at SIUE



Admission

- On average**
St. Charles has transferred 16 students in the last 4 fall terms.
- Admission type**
The majority of students transferring to SIUE are Traditional transfers.

Enrollment

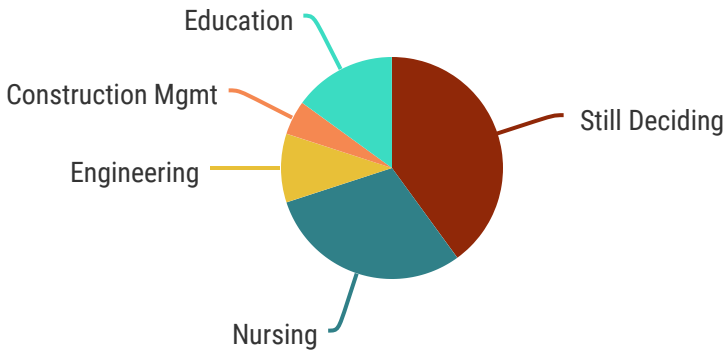
- Percentage of SIUE**
St. Charles students represent 2% of SIUE's transfer population each Fall.
- Transfer Credit Hours**
On average, St. Charles transfer students brought 45 credit hours to SIUE.

Graduation

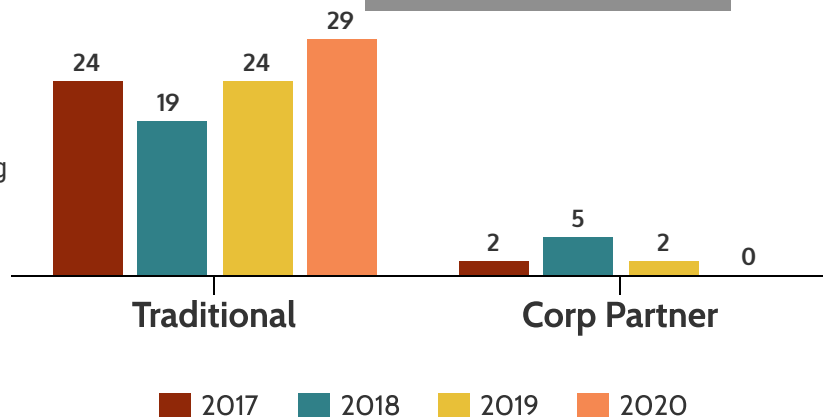
- Top graduation majors**
Spring 2020: Business Admin, Civil Engineer, Mechanical Engineer, and Speech-Language Path.
- Graduation GPA at SIUE**
Cumulative gpa in Spring 2020 for St. Charles students was 3.39 compared to all CC graduation gpa at 3.33.

Admissions

Top Interest Areas



SIUE Admission



Enrollment and Success

Fall 2017

Enrollment = 19
Out of 953 total community college transfers to SIUE

95% Good Academic Standing after one semester at SIUE



Spring 2018: 2
St. Charles students graduated from SIUE.

Fall 2018

Enrollment = 14
Out of 895 total community college transfers to SIUE

77% Good Academic Standing after one semester at SIUE



Spring 2019: 13
St. Charles students graduated from SIUE.

Fall 2019

Enrollment = 15
Out of 836 total community college transfers to SIUE

85% Good Academic Standing after one semester at SIUE



Spring 2020: 5
St. Charles students graduated from SIUE.

Fall 2020

Enrollment = 15
Out of 830 total community college transfers to SIUE

Academic Standing will be determined after one semester at SIUE



Spring 2020: 5
St. Charles students graduated from SIUE.

Admission

- On average**
SWIC has transferred 200 students in the last 4 fall terms.
- Admission type**
The majority of students transferring to SIUE are Traditional Transfers, Dual Admission or 2+2.

Enrollment

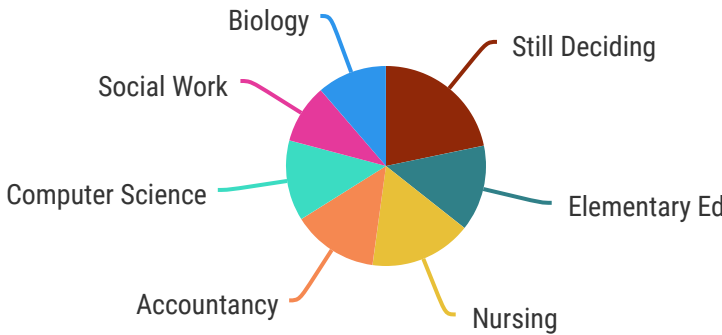
- Percentage of SIUE**
SWIC students represent 24% of SIUE's transfer population each Fall.
- Transfer Credit Hours**
On average, SWIC transfer students brought 49 credit hours to SIUE.

Graduation

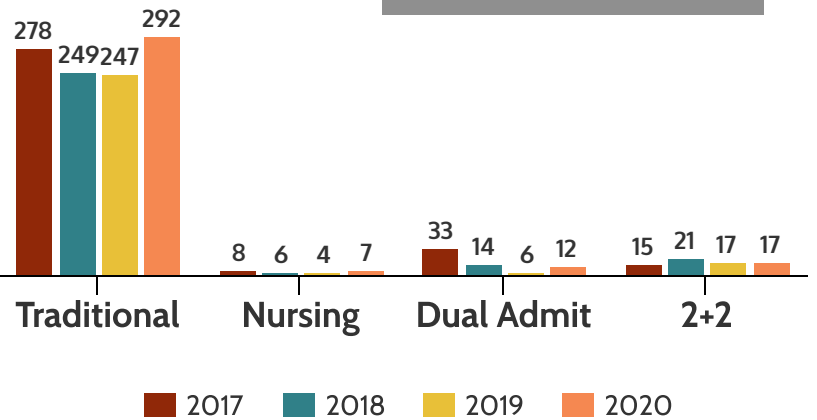
- Top graduation majors**
Spring 2020: Business Admin, Nursing, Elementary Ed, Biology and Psychology.
- Graduation GPA at SIUE**
Cumulative gpa in Spring 2020 for SWIC students was 3.24 compared to all CC graduation gpa at 3.33.

Admissions

Top Interest Areas



SIUE Admission



Enrollment and Success

Fall 2017

Enrollment = 219
Out of 953 total community college transfers to SIUE

83% Good Academic Standing after one semester at SIUE



Spring 2018: 124 SWIC students graduated from SIUE.

Fall 2018

Enrollment = 194
Out of 895 total community college transfers to SIUE

81% Good Academic Standing after one semester at SIUE



Spring 2019: 122 SWIC students graduated from SIUE.

Fall 2019

Enrollment = 188
Out of 836 total community college transfers to SIUE

85% Good Academic Standing after one semester at SIUE



Spring 2020: 123 SWIC students graduated from SIUE.

Fall 2020

Enrollment = 200
Out of 830 total community college transfers to SIUE

Academic Standing will be determined after one semester at SIUE



Admission

- On average**
Waubonsee has transferred 4 students in the last 4 fall terms.
- Admission type**
The majority of students transferring to SIUE are Traditional transfers and a few Nursing transfers.

Enrollment

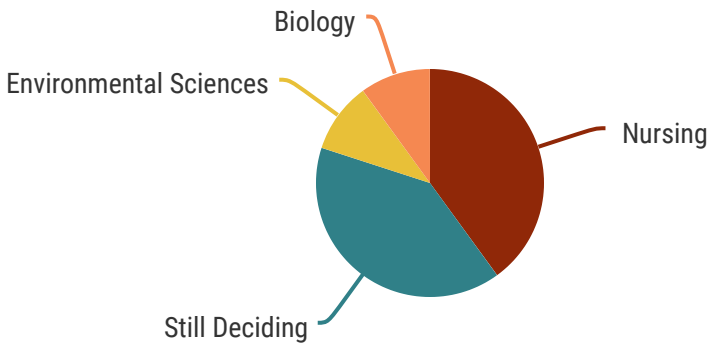
- Percentage of SIUE**
Waubonsee students represent 1% of SIUE's transfer population each Fall.
- Transfer Credit Hours**
On average, Waubonsee transfer students brought 44 credit hours to SIUE.

Graduation

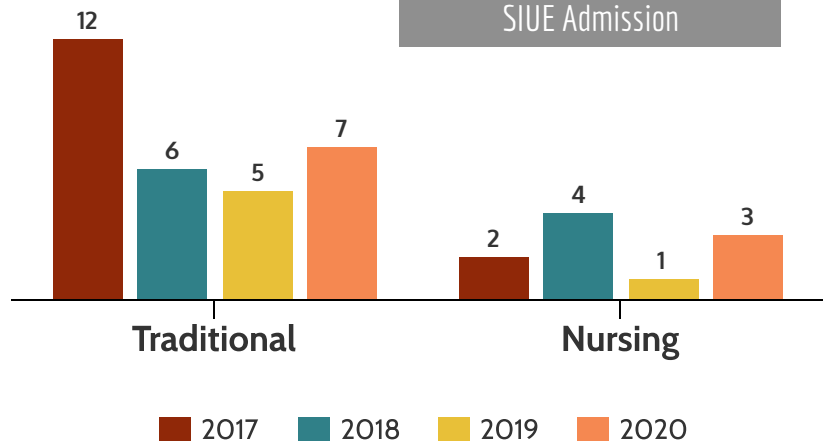
- Top graduation majors**
Spring 2020: Studio Art, Nursing, and Psychology.
- Graduation GPA at SIUE**
Cumulative gpa in Spring 2020 for Waubonsee students was 3.37 compared to all CC graduation gpa at 3.34.

Admissions

Top Interest Areas



SIUE Admission



Enrollment and Success

Fall 2017

Enrollment = 6
Out of 953 total community college transfers to SIUE

100% Good Academic Standing after one semester at SIUE



Spring 2018: 3
Waubonsee students graduated from SIUE.

Fall 2018

Enrollment = 6
Out of 895 total community college transfers to SIUE

88% Good Academic Standing after one semester at SIUE



Spring 2019: 2
Waubonsee students graduated from SIUE.

Fall 2019

Enrollment = 2
Out of 836 total community college transfers to SIUE

100% Good Academic Standing after one semester at SIUE



Spring 2020: 3
Waubonsee students graduated from SIUE.

Fall 2020

Enrollment = 3
Out of 830 total community college transfers to SIUE

Academic Standing will be determined after one semester at SIUE

