



EXPORTERS

16,970

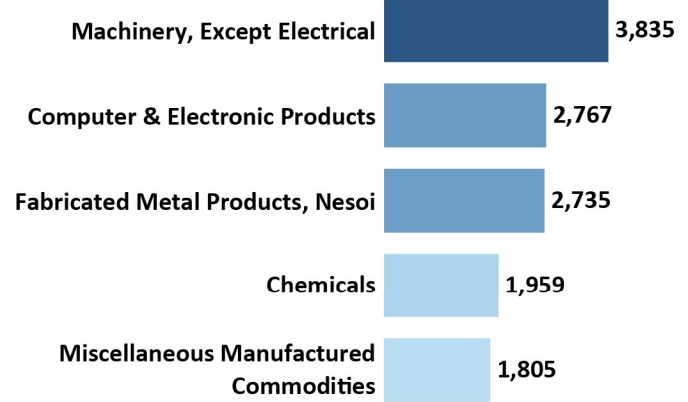
Illinois companies exported goods in 2020

88%

of them were small- and medium-sized enterprises (SMEs)\*

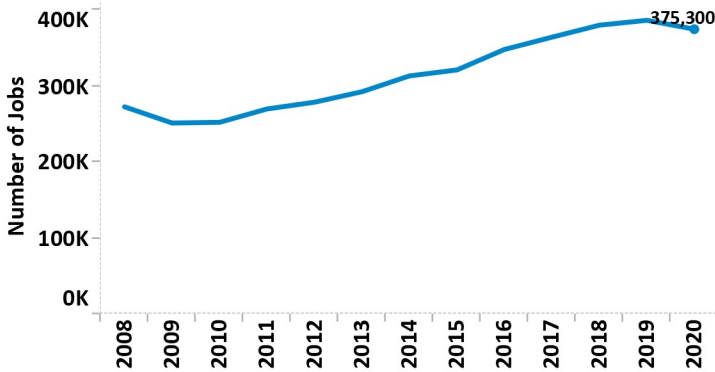
\* SMEs are businesses that employ fewer than 500 employees.

Products With the Most SME Exporters  
(Count of SME Exporters, 2020)



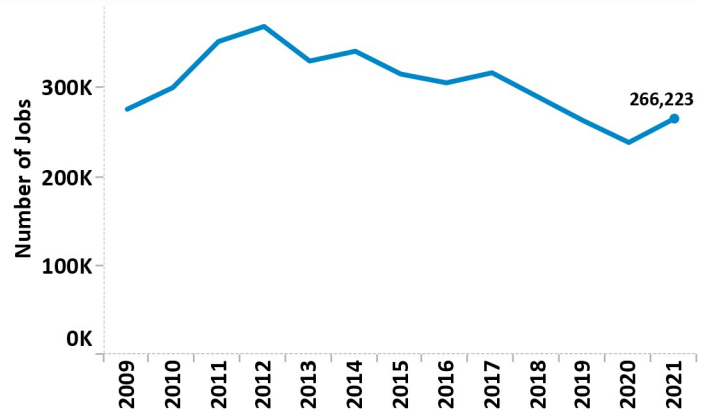
FDI & EXPORT SUPPORTED JOBS

Illinois Jobs in Foreign-Owned Firms, 2008-2020\*



\* Years where data are suppressed are shown as a break in the series.

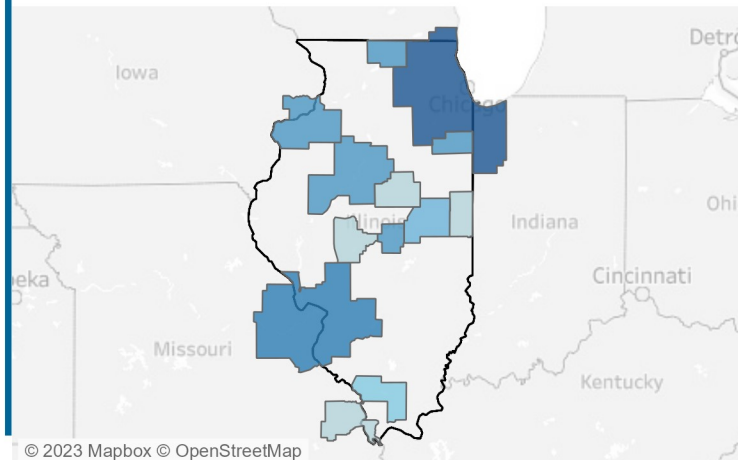
Jobs Supported by Illinois Exports, 2009-2021



METROPOLITAN EXPORTS

Exports from Illinois MSAs\* in 2021

|                              |           |
|------------------------------|-----------|
| Chicago-Naperville-Elgin     | \$54,498M |
| St. Louis                    | \$10,486M |
| Davenport-Moline-Rock Island | \$6,341M  |
| Rockford                     | \$3,779M  |
| Peoria                       | \$3,753M  |
| Decatur                      | \$2,853M  |
| Kankakee                     | \$1,322M  |
| Champaign-Urbana             | \$636M    |
| Carbondale-Marion            | \$256M    |
| Danville                     | \$236M    |



■ \$50B-\$75B     ■ \$1B-\$10B     ■ \$250M-\$500M  
■ \$10B-\$25B     ■ \$500M-\$1B     ■ Up to \$250M

\*Table shows up to the top 10 MSAs. MSAs that overlap multiple states are displayed for each state. Data for some metro areas are suppressed to protect company confidentiality so cannot be ranked.