

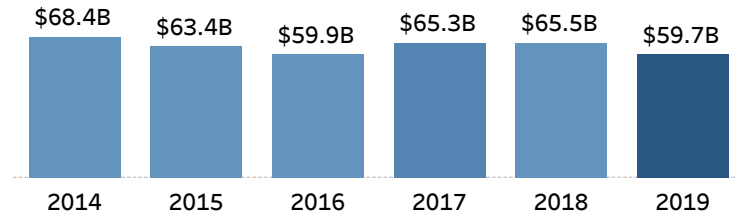
# Illinois Exports and Jobs

State Selection  
Illinois

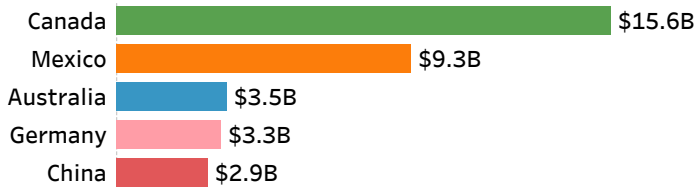
## Illinois Goods Exports to the World in 2019

**\$59.7 Billion**

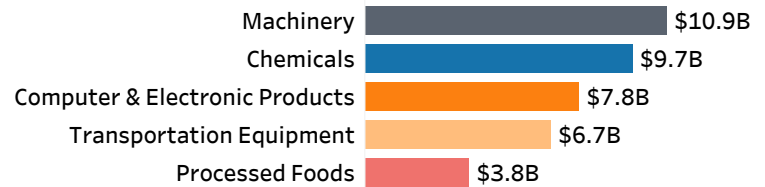
## Illinois Goods Exports to the World



## Top Goods Export Markets in 2019



## Top Goods Export Sectors in 2019



## Illinois Goods Exporting Companies in 2016

Number of Exporting Companies	17,126
Number of Small & Medium Sized (SME) Exporters	15,295
SME Companies' Share of Exports	23%

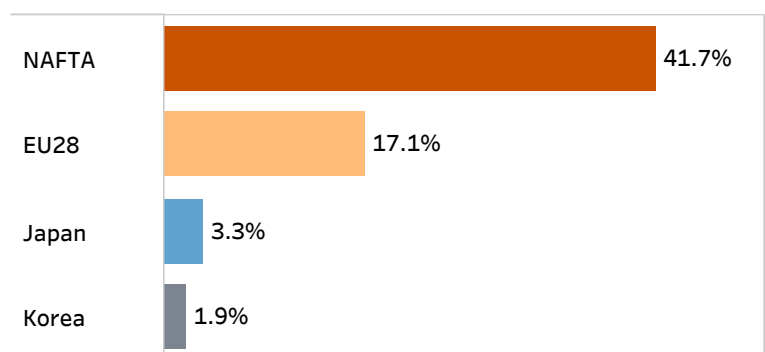
## Illinois Employment

Jobs Supported by Goods Exports in 2016	325,368
Jobs Supported by FDI in 2017	353,000

## Exports from Illinois Metropolitan Areas in 2018

Chicago-Naperville-Elgin, IL-IN-WI	\$47,287,787,440
St. Louis, MO-IL	\$10,866,814,653
Peoria, IL	\$9,683,581,811
Davenport-Moline-Rock Island, IA-IL	\$6,761,922,147
Rockford, IL	\$2,934,358,895
Decatur, IL	\$2,036,917,231
Kankakee, IL	\$1,464,560,132
Champaign-Urbana, IL	\$1,024,940,179
Danville, IL	\$228,745,901
Carbondale-Marion, IL	\$181,311,660

## Share of Illinois Exports to Select World Regions in 2019



\*Up to the top 10 Metro Areas in a state are shown. Data for some metro areas is suppressed to protect company confidentiality, these metro areas cannot be ranked. For states with fewer than 10 metro areas, the name of the area with suppressed data is shown but the export value is blank.