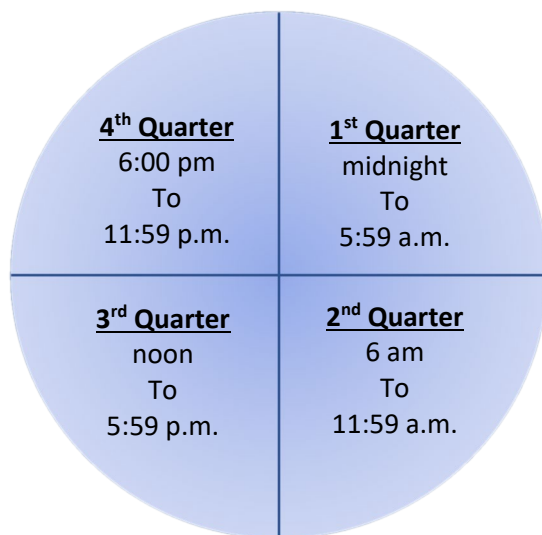
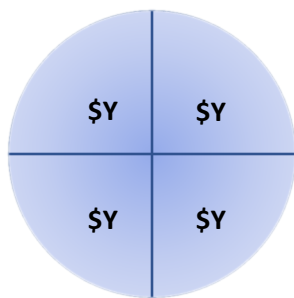


# Meal Allowance when Traveling To and From Your Destination

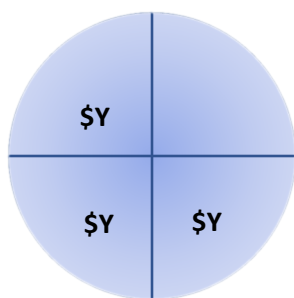
Both In-State and Out-of-State utilize the [GSA.gov/travel](https://www.gsa.gov/travel) for allowances.



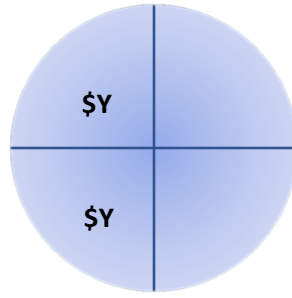
## Day of Departure



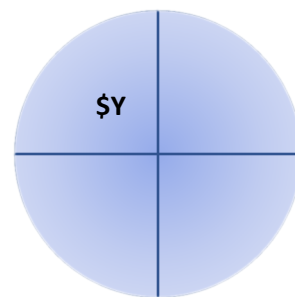
Leave between  
Midnight and  
5:59 a.m.  
100%



Leave between  
6:00 a.m. and  
11:59 a.m.  
75%



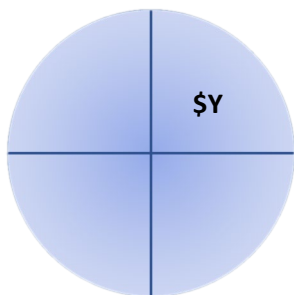
Leave between  
Noon and  
5:59 p.m.  
50%



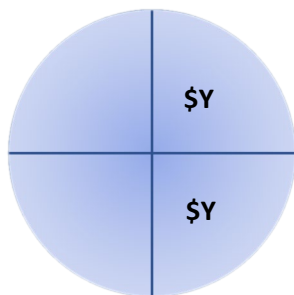
Leave between  
6 p.m. and  
11:59 a.m.  
25%

**Day at Destination receives the full Meal Allowance less any provided meals.**

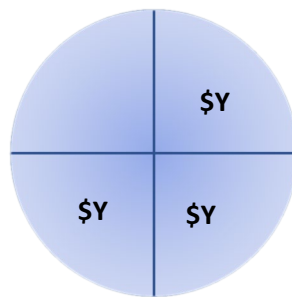
## Day of Return to Campus or Home



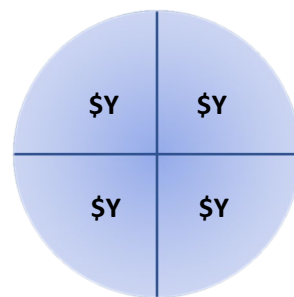
Return between  
Midnight and  
5:59 a.m.  
25%



Return between  
6:00 a.m. and  
11:59 a.m.  
50%



Return between  
Noon and  
5:59 p.m.  
75%



Return between  
6 p.m. and  
11:59 a.m.  
100%