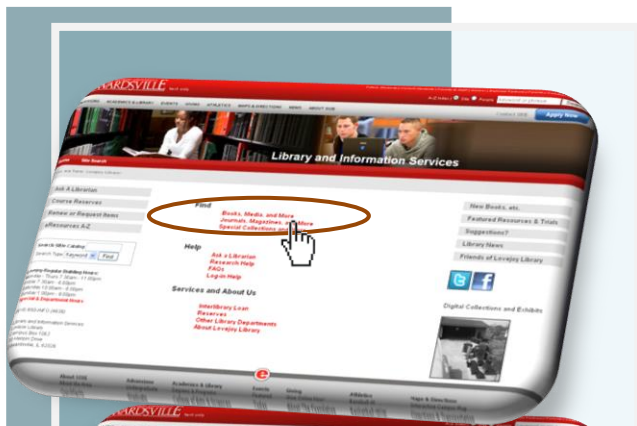


# Lovejoy Library

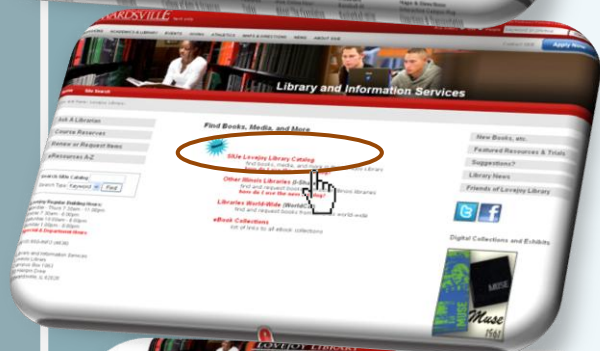
## Creating an Account in the UFind Catalog

Creating an account allows you to take advantage of all features of the catalog. Once the account has been established, you will not need to use your Cougar ID number to access your account. Instead, use your personalized username and password to login to your account. Below are the steps you can follow to create or manage your account.

*(Note: Before you begin, point your browser to: [www.siu.edu/lovejoylibrary](http://www.siu.edu/lovejoylibrary))*



Select **Books, Media and More**



Select **UFind Catalog**



Select **Login**



Select **Create New Account**

## Complete the **Basic Information** section

**TIP**

*This does **not** have to be your SIUE account. Updating the email address in your UFind account does **not** update it in the library's official record for you. "Item available" and "item overdue" notices will be emailed to the address in the library's official record. To update information in the library's official record, contact Access Services.*

## Complete the **Library Catalog Profile**

**TIP**


*For the Borrower ID (highlighted by the red arrow), use the entire number on your [Cougar ID Card](#), with no spaces. For example, the number begins with 21811 + the 9 digit ID number following this prefix. Enter your last name and select SIUE for the I-Share Library affiliation.*

## Select **Login**

**TIP**

*You **must** login to your user account using your created username and password.*



*Click  in the top-right corner of the screen to login and to manage your account, add to favorites, provide comments, or add tags.*

## Forgot Your UFind Password?

- Click the "Forgot Your Password?" link on the UFind login page, then enter the email address that you used when you created your UFind account. UFind will send you an email containing your username, a generated password, and additional instructions.
- If you do not receive the reset-password email (for instance, if you no longer have access to the email account you entered in your UFind account), you can simply create a new UFind login (you will be able to see the status of everything in your library account, but not any tags or favorites associated with your previous UFind login).

For additional assistance contact Lydia Jackson, Instruction and Reference Librarian ([ljackson@siue.edu](mailto:ljackson@siue.edu) or 618-650-2604).

