

Goal 5: Active Community Engagement

Achieve an integral and indispensable relationship with Illinois and the St. Louis metropolitan area; work cooperatively within SIUE to make the whole greater than the sum of its parts

SIUE Measures

Benchmarks / Trends

A. Measures of of Community Engagement

1. Number of Cooperative (Co-op) Education Placements

FY 04	FY 05	FY 06	FY 07	FY 08
300	309	315	383	477

Percent Change from Previous Year				
FY 04	FY 05	FY 06	FY 07	FY 08
-8%	3%	2%	22%	25%

2. Number of SIUE graduates living in:

a. Illinois

b. Illinois portion of St. Louis metropolitan area

Fall 04	Fall 05	Fall 06	Fall 07	Fall 08
40,930	42,417	44,250	44,806	46,691
29,730	30,687	31,907	31,879	33,090

Percent Change from Previous Fall				
Fall 03	Fall 04	Fall 05	Fall 06	Fall 07
8%	4%	4%	1%	4%
7%	3%	4%	0%	4%

3. Non-state dollars supporting public service (\$1,000s)

FY 04	FY 05	FY 06	FY 07	FY 08
18,864	18,072	17,857	16,631	15,374

Percent Change from Previous Year				
FY 04	FY 05	FY 06	FY 07	FY 08
-5%	-4%	-1%	-7%	-8%

4. Recent Graduates' Community Involvement

a. indicate involvement in volunteer work, or community services activities or organizations

b. say their college educ is important to their community life

c. say their university experiences were helpful in becoming more active citizens

Graduated in --, (surveyed __years out):				
2003 (1)	2004 (1)	2005 (1)	2006 (1)	2007 (1)
58%	60%	64%	61%	66%
89%	90%	90%	92%	91%
86%	91%	88%	90%	90%

5. Older Graduates' Community Involvement

a. indicate involvement in volunteer work, or community services activities or organizations

b. say their college educ is important to their community life

c. say their university experiences were helpful in becoming more active citizens

Graduated in --, (surveyed __years out):				
1994 (5)	1994 (9)	1997 (5)	1997 (9)	2000 (5)
68%	74%	70%	78%	70%
86%	86%	88%	91%	90%
82%	86%	82%	92%	89%

6. Faculty Involvement with the Community

a. percent doing community service

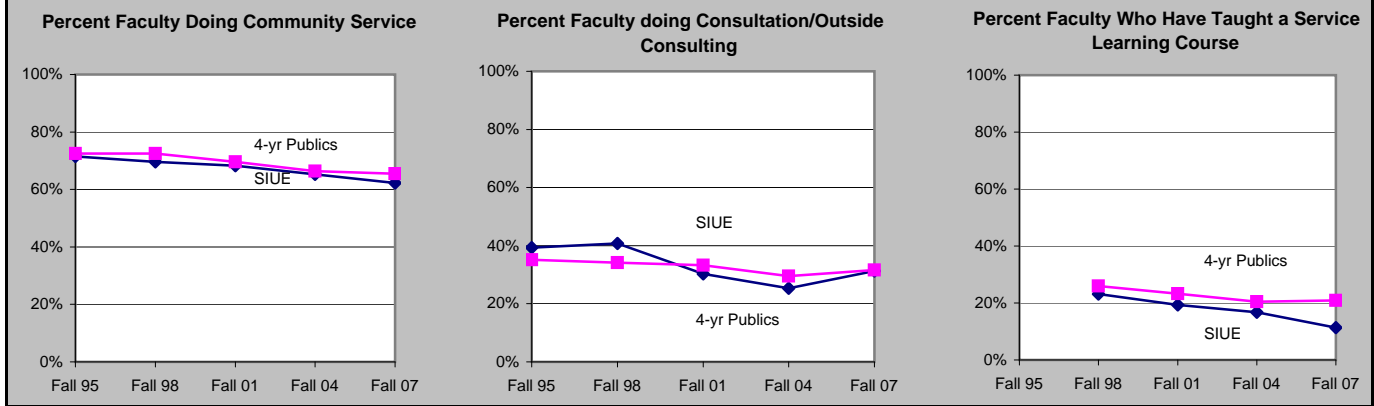
b. percent doing consultation/outside consulting

c. percent who have taught a service learning course

Fall 95	Fall 98	Fall 01	Fall 04	Fall 07
72%	70%	68%	65%	62%
39%	41%	30%	25%	31%
NA	23%	19%	17%	11%

FT Undergrad Faculty at Public 4-Yr Colleges				
Fall 95	Fall 98	Fall 01	Fall 04	Fall 07
73%	73%	70%	66%	66%
35%	34%	33%	30%	32%
NA	26%	23%	20%	21%

Faculty Involvement with the Community



7. Senior Students' Involvement in the Community

Percent who plan to or have done:

a. community service

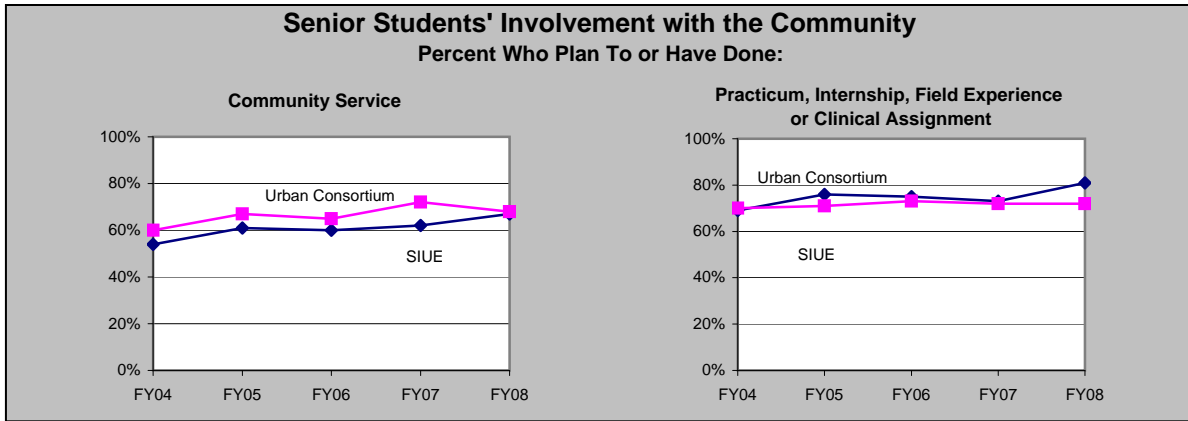
b. a practicum, internship, field experience, or clinical assignment

FY04	FY05	FY06	FY07	FY08
54%	61%	60%	62%	67%
69%	76%	75%	73%	81%

NSSE Urban Consortium				
FY04	FY05	FY06	FY07	FY08
60%	67%	65%	66%	68%
70%	71%	73%	72%	72%

Goal 5: Active Community Engagement

Achieve an integral and indispensable relationship with Illinois and the St. Louis metropolitan area; work cooperatively within SIUE to make the whole greater than the sum of its parts



FY 05 FY 06 FY 07 FY 08 FY 09

B. Measures of Engagement with Other Parts of SIUE

1. Number of cooperative degree programs	3	3	3	3	3
2. Number of students enrolled in cooperative degree programs	2	1	3	1	7

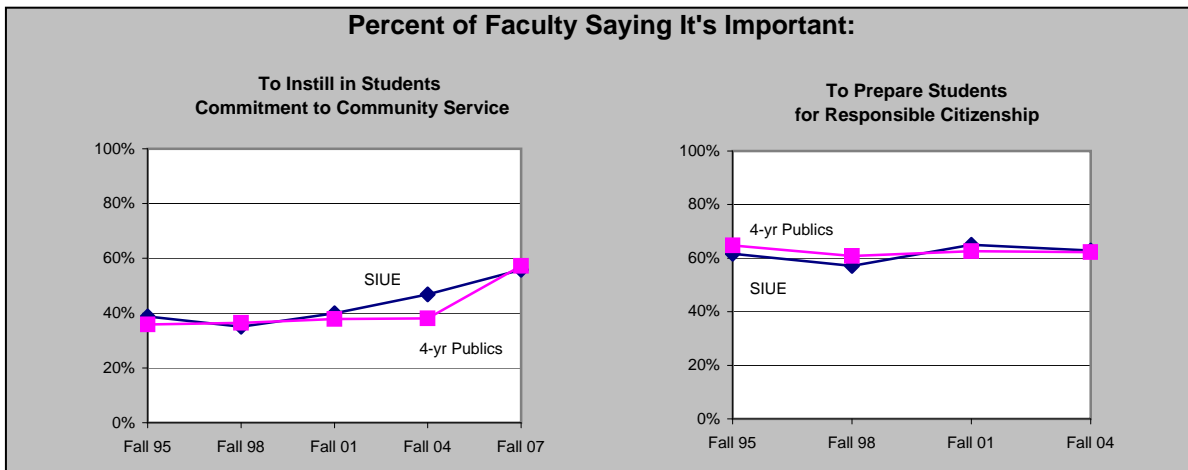
C. Items to Monitor as Input/Process Measures

1. Resources applied to Public Service	FY04	FY05	FY06	FY07	FY08
a. Total Dollars (state and non-state) (\$1,000's)	21,060.2	21,158.6	21,052.2	19,569.0	18,545.2
b. Staff Years (state and non-state)	391.5	398.9	366.6	329.0	306.2
2. Percent of seniors saying their SIUE experience has contributed to their development in terms of contributing to their community	FY04	FY05	FY06	FY07	FY08
	65%	66%	72%	74%	84%
3. Percent of faculty saying that the following are important to them:	Fall 95	Fall 98	Fall 01	Fall 04	Fall 07
a. instilling in students a commitment to community service	39%	35%	40%	47%	56%
b. preparing students for responsible citizenship	62%	57%	65%	63%	NA

Percent Change from Previous Year				
FY04	FY05	FY06	FY07	FY08
-14.1%	0.5%	-0.5%	-7.0%	-5.2%
-16.8%	1.9%	-8.1%	-10.3%	-6.9%

NSSE Urban Consortium				
FY04	FY05	FY06	FY07	FY08
66%	69%	72%	73%	85%

FT Undergrad Faculty at Public 4-Yr Colleges				
Fall 95	Fall 98	Fall 01	Fall 04	Fall 07
36%	36%	38%	38%	57%
65%	61%	63%	62%	NA



Notes:

- A1 source is SIUE Career Development Center.
- A2 source is SIUE Fact Book.
- A3 and C1 source is RAMP (Table 3; Table 5).
- A4 and A5 source is Baccalaureate Follow-up Studies. Responses shown are currently or have been involved for (a), slightly important to very important for (b), and slightly to extremely helpful for (c).
- A6 and C3 source is HERI Faculty Surveys.
- A7 and C2 source is NSSE.
- B1 and B2 source is SIUE Major Tab
- C2 is NSSE data, contributing some to very much.