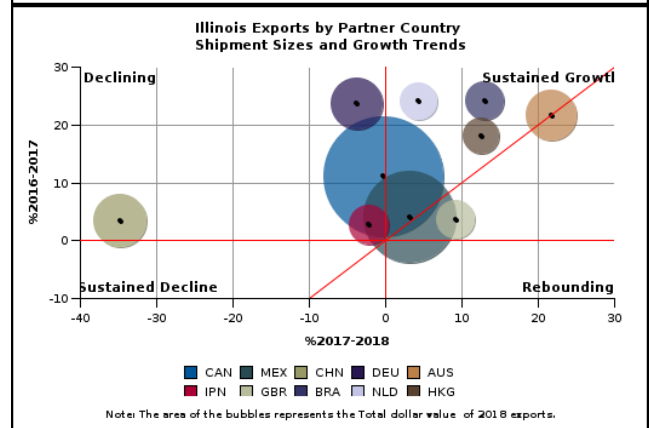
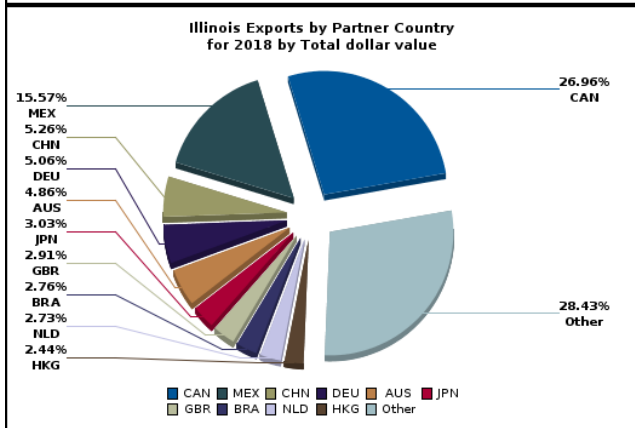
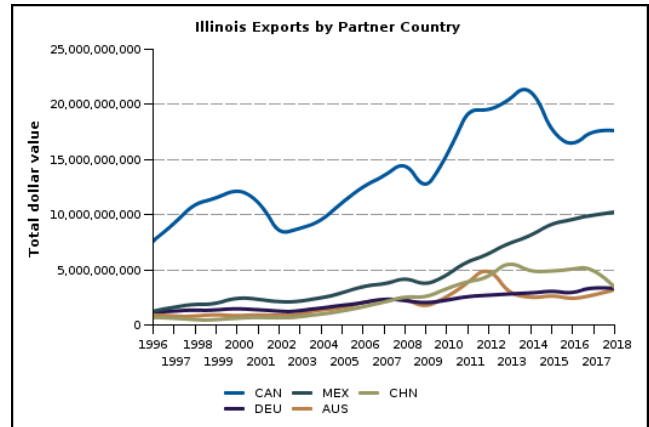
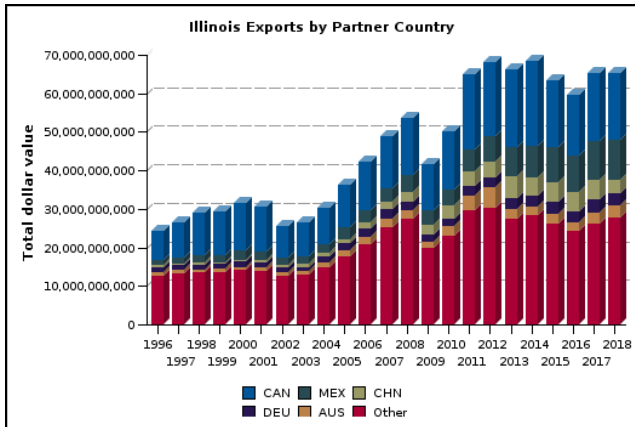


From State: Illinois
Commodity: All Commodities
Destination: All Partner Countries
Rows selected: 239

Series: Exports
HS Code: TOTAL
Order: Desc
User Name: storres

Unit: Total dollar value
Sorted by: 2018
Runtime: 2019-03-06 16:28



Rank	Codes	Description	ANNUAL 2016	ANNUAL 2017	ANNUAL 2018	% 2016- 2017	% 2017- 2018
		TOTAL ALL PARTNER COUNTRIES	59,680,981,292	65,186,967,352	65,415,153,838	9.23	0.35
1	CAN	Canada	15,922,504,713	17,694,999,212	17,635,765,062	11.13	-0.33
2	MEX	Mexico	9,488,862,523	9,875,639,463	10,187,998,965	4.08	3.16
3	CHN	China	5,094,734,617	5,271,093,894	3,438,332,390	3.46	-34.77
4	DEU	Germany	2,780,955,317	3,439,059,254	3,307,430,603	23.66	-3.83
5	AUS	Australia	2,147,982,814	2,613,715,792	3,181,354,977	21.68	21.72
6	JPN	Japan	1,973,199,531	2,026,449,348	1,980,342,738	2.70	-2.28
7	GBR	United Kingdom	1,679,670,569	1,739,570,679	1,900,511,781	3.57	9.25
8	BRA	Brazil	1,288,832,304	1,598,751,417	1,806,142,546	24.05	12.97
9	NLD	Netherlands	1,378,743,753	1,711,239,421	1,785,287,005	24.12	4.33
10	HKG	Hong Kong	1,199,914,256	1,416,240,137	1,593,647,992	18.03	12.53
11	BEL	Belgium	1,501,025,531	1,665,152,876	1,539,051,162	10.93	-7.57
12	SGP	Singapore	1,023,706,638	1,168,127,167	1,237,385,638	14.11	5.93
13	KOR	Korea, Republic Of	1,219,016,551	1,120,417,042	1,199,326,182	-8.09	7.04
14	FRA	France	838,891,380	836,011,267	978,298,645	-0.34	17.02
15	TWN	Taiwan	690,643,361	669,249,304	834,006,475	-3.10	24.62
16	CHL	Chile	502,401,615	712,153,159	821,533,684	41.75	15.36
17	IND	India	724,605,722	855,159,267	816,048,454	18.02	-4.57
18	ZAF	South Africa	430,566,862	577,982,259	708,024,285	34.24	22.50
19	IDN	Indonesia	460,839,793	541,825,557	567,292,311	17.57	4.70
20	RUS	Russia	318,880,069	611,895,044	554,198,326	91.89	-9.43
21	THA	Thailand	326,214,844	371,223,225	554,175,611	13.80	49.28
22	COL	Colombia	425,885,249	468,737,154	530,545,276	10.06	13.19
23	ARE	United Arab Emirates	622,469,158	503,522,693	500,554,335	-19.11	-0.59
24	MYS	Malaysia	298,864,035	292,684,561	459,231,028	-2.07	56.90
25	ITA	Italy	342,178,465	362,005,764	443,318,393	5.79	22.46
26	CHE	Switzerland	439,585,212	326,322,438	420,268,842	-25.77	28.79
27	VNM	Vietnam	319,191,879	364,979,199	412,052,349	14.34	12.90
28	PER	Peru	435,231,638	289,668,507	385,915,577	-33.44	33.23
29	ARG	Argentina	340,525,535	435,251,847	347,221,684	27.82	-20.23
30	IRL	Ireland	249,291,401	375,411,568	328,379,739	50.59	-12.53
31	PHL	Philippines	260,560,236	279,199,747	306,604,780	7.15	9.82
32	ESP	Spain	249,473,552	269,758,749	297,833,264	8.13	10.41
33	SAU	Saudi Arabia	657,101,372	399,892,133	249,170,515	-39.14	-37.69
34	DOM	Dominican Republic	163,362,689	236,480,316	213,602,560	44.76	-9.67
35	POL	Poland	274,729,564	285,247,763	197,411,080	3.83	-30.79
36	TUR	Turkey	206,793,993	243,815,698	193,753,469	17.90	-20.53
37	ISR	Israel	267,977,686	239,383,285	182,559,990	-10.67	-23.74
38	NZL	New Zealand	154,581,829	190,533,005	173,509,721	23.26	-8.93

39	SWE	Sweden	195,161,202	153,778,475	154,406,911	-21.20	0.41
40	PAN	Panama	124,694,457	152,529,620	154,027,258	22.32	0.98
41	CRI	Costa Rica	193,951,663	209,893,691	136,242,826	8.22	-35.09
42	GTM	Guatemala	135,965,898	177,178,424	131,807,177	30.31	-25.61
43	PAK	Pakistan	98,362,838	140,084,007	126,755,249	42.42	-9.51
44	CZE	Czech Republic	88,419,434	95,658,834	119,657,333	8.19	25.09
45	DNK	Denmark	93,330,972	101,462,793	109,354,897	8.71	7.78
46	KWT	Kuwait	117,945,392	125,259,581	103,946,671	6.20	-17.01
47	AUT	Austria	67,532,065	75,491,793	102,260,757	11.79	35.46
48	EGY	Egypt	115,844,394	91,001,853	97,921,771	-21.44	7.60
49	MAR	Morocco	47,479,968	42,807,178	80,921,369	-9.84	89.04
50	HND	Honduras	65,084,162	85,261,217	79,122,798	31.00	-7.20
51	ECU	Ecuador	65,735,918	81,043,993	69,022,082	23.29	-14.83
52	URY	Uruguay	49,063,766	72,804,432	65,238,337	48.39	-10.39
53	HUN	Hungary	46,535,993	64,928,190	62,122,441	39.52	-4.32
54	QAT	Qatar	70,939,442	45,217,609	59,858,351	-36.26	32.38
55	UKR	Ukraine	41,572,953	67,018,014	59,475,229	61.21	-11.25
56	NOR	Norway	52,566,842	47,144,819	57,827,156	-10.31	22.66
57	BGD	Bangladesh	24,796,501	45,525,845	51,619,292	83.60	13.38
58	KAZ	Kazakhstan	82,642,615	44,401,137	49,672,619	-46.27	11.87
59	JOR	Jordan	46,796,057	39,980,067	45,992,279	-14.57	15.04
60	MMR	Burma (Myanmar)	14,796,950	22,189,507	44,707,342	49.96	101.48
61	TUN	Tunisia	16,086,950	8,412,810	43,943,320	-47.70	422.34
62	SLV	El Salvador	49,247,864	55,002,399	42,260,146	11.68	-23.17
63	LTU	Lithuania	27,887,923	43,027,525	40,819,917	54.29	-5.13
64	TTO	Trinidad And Tobago	49,629,142	43,135,009	40,564,507	-13.09	-5.96
65	NGA	Nigeria	28,954,015	29,451,809	37,390,101	1.72	26.95
66	PRT	Portugal	25,320,339	52,110,032	37,309,871	105.80	-28.40
67	EST	Estonia	12,049,242	8,781,207	35,114,732	-27.12	299.89
68	DZA	Algeria	73,028,672	14,790,279	34,647,514	-79.75	134.26
69	NIC	Nicaragua	32,415,719	34,997,151	30,724,381	7.96	-12.21
70	JAM	Jamaica	25,488,324	25,167,365	29,079,155	-1.26	15.54
71	GHA	Ghana	23,047,760	36,810,285	26,604,080	59.71	-27.73
72	FIN	Finland	42,481,298	41,884,519	26,547,633	-1.40	-36.62
73	GEO	Georgia	2,306,564	28,634,527	26,131,861	1,141.44	-8.74
74	LUX	Luxembourg	23,347,987	28,620,919	25,582,006	22.58	-10.62
75	GRC	Greece	25,044,501	18,749,975	25,471,731	-25.13	35.85
76	BHR	Bahrain	27,467,489	19,762,668	22,449,502	-28.05	13.60
77	VEN	Venezuela	57,701,703	29,514,239	21,772,100	-48.85	-26.23
78	ZMB	Zambia	15,237,398	15,008,746	21,619,432	-1.50	44.05
79	ROU	Romania	13,936,041	23,615,576	21,434,816	69.46	-9.23
80	MRT	Mauritania	2,902,030	3,826,821	20,771,785	31.87	442.79
81	LBN	Lebanon	36,117,395	25,491,062	20,673,282	-29.42	-18.90
82	PRY	Paraguay	24,565,017	22,149,270	20,621,488	-9.83	-6.90
83	HTI	Haiti	14,516,317	16,876,024	20,370,863	16.26	20.71
84	IRQ	Iraq	20,154,929	18,896,723	20,204,678	-6.24	6.92
85	OMN	Oman	42,203,586	26,907,542	19,501,845	-36.24	-27.52
86	BOL	Bolivia	31,515,165	27,205,341	19,136,070	-13.68	-29.66
87	LVA	Latvia	13,674,508	22,557,509	18,913,805	64.96	-16.15
88	MNG	Mongolia	7,562,231	10,473,563	18,618,221	38.50	77.76
89	GUY	Guyana	6,589,547	13,593,133	17,309,093	106.28	27.34
90	KHM	Cambodia	8,174,463	12,366,884	16,825,212	51.29	36.05
91	LKA	Sri Lanka	12,172,574	11,885,419	16,801,721	-2.36	41.36
92	BGR	Bulgaria	31,279,239	17,146,972	16,714,138	-45.18	-2.52
93	SRB	Serbia	2,069,316	3,740,365	16,696,921	80.75	346.40
94	CYM	Cayman Islands	7,857,966	7,881,226	16,213,405	0.30	105.72
95	CIV	Ivory Coast	6,654,770	4,911,904	15,233,569	-26.19	210.14
96	ETH	Ethiopia	21,267,719	11,839,130	15,180,591	-44.33	28.22
97	BHS	Bahamas	16,417,004	18,951,828	15,154,251	15.44	-20.04
98	KEN	Kenya	14,992,003	12,593,465	14,343,570	-16.00	13.90
99	SUR	Suriname	11,819,194	8,046,182	14,310,797	-31.92	77.86
100	HRV	Croatia	26,537,589	14,406,020	14,015,793	-45.71	-2.71
101	SVK	Slovakia	13,763,553	17,083,321	13,380,498	24.12	-21.68
102	BFA	Burkina Faso	271,075	1,560,623	11,016,780	475.72	605.92
103	AFG	Afghanistan	5,261,307	12,600,813	10,436,017	139.50	-17.18
104	BRB	Barbados	8,591,013	6,475,074	10,130,412	-24.63	56.45
105	SEN	Senegal	3,337,438	7,069,673	10,002,696	111.83	41.49
106	MOZ	Mozambique	6,010,124	20,401,177	8,601,464	239.45	-57.84
107	DJI	Djibouti	3,384,493	12,999,313	8,172,023	284.08	-37.13
108	ISL	Iceland	7,638,586	7,701,156	8,031,685	0.82	4.29
109	SVN	Slovenia	3,956,323	4,244,464	7,803,594	7.28	83.85
110	BMU	Bermuda	7,622,021	10,134,863	7,693,846	32.97	-24.09
111	MAC	Macau	8,307,219	8,997,780	7,632,003	8.31	-15.18
112	ALB	Albania	3,190,436	6,345,120	6,978,371	98.88	9.98
113	GIN	Guinea	697,029	702,720	5,590,120	0.82	695.50
114	AGO	Angola	13,655,564	10,988,566	5,480,711	-19.53	-50.12
115	CUW	Curacao	9,148,831	4,445,376	4,231,786	-51.41	-4.80
116	MUS	Mauritius	1,710,446	2,203,272	4,183,515	28.81	89.88

117	IRN	Iran	7,816,368	10,394,144	4,042,860	32.98	-61.10
118	BLZ	Belize	4,237,536	5,484,475	3,758,465	29.43	-31.47
119	LBY	Libya	1,174,984	1,997,600	3,587,015	70.01	79.57
120	ABW	Aruba	3,584,455	2,361,365	3,381,665	-34.12	43.21
121	PYF	French Polynesia	1,484,307	1,382,267	3,187,408	-6.87	130.59
122	CMR	Cameroon	4,452,299	4,574,812	2,945,490	2.75	-35.62
123	SXM	Sint Maarten	3,359,439	4,590,578	2,831,856	36.65	-38.31
124	AZE	Azerbaijan	3,570,725	2,898,889	2,785,797	-18.82	-3.90
125	NAM	Namibia	5,282,202	1,574,471	2,768,781	-70.19	75.85
126	TGO	Togo	779,324	3,458,356	2,756,121	343.76	-20.31
127	MLT	Malta	3,520,486	5,833,362	2,597,847	65.70	-55.47
128	BEN	Benin	1,778,669	4,809,284	2,505,825	170.39	-47.90
129	AIA	Anguilla	724,150	315,209	2,492,746	-56.47	690.82
130	UZB	Uzbekistan	905,068	822,478	2,395,725	-9.13	191.28
131	VGB	British Virgin Islands	1,618,869	1,674,812	2,390,298	3.46	42.72
132	TZA	Tanzania	4,251,437	3,073,898	2,351,054	-27.70	-23.52
133	LCA	St. Lucia	1,655,267	2,064,274	2,203,124	24.71	6.73
134	MWI	Malawi	394,941	567,593	2,140,094	43.72	277.05
135	SDN	Sudan (Starting 2011)	346,052	417,661	2,076,032	20.69	397.06
136	KNA	St.Christopher-Nevis	1,685,738	2,337,248	1,872,511	38.65	-19.88
137	KGZ	Kyrgyzstan	3,303,339	2,743,461	1,730,553	-16.95	-36.92
138	TCA	Turks And Caicos Islands	2,536,006	2,294,089	1,665,336	-9.54	-27.41
139	GUF	French Guiana	82,067	5,040,001	1,665,172	6,041.32	-66.96
140	GLP	Guadeloupe	1,203,016	1,345,478	1,618,797	11.84	20.31
141	PNG	Papua New Guinea	1,951,137	2,714,811	1,551,190	39.14	-42.86
142	MHL	Marshall Islands	253,495	104,493	1,536,980	-58.78	1,370.89
143	MDG	Madagascar	1,249,107	2,002,082	1,437,336	60.28	-28.21
144	BRN	Brunei	1,563,046	559,699	1,432,607	-64.19	155.96
145	COD	Congo, Democratic Republic Of The Congo (Formerly Zaire)	496,669	783,286	1,431,747	57.71	82.79
146	MDV	Maldives	1,065,035	2,336,549	1,406,057	119.39	-39.82
147	GRD	Grenada	1,078,969	1,510,818	1,289,033	40.02	-14.68
148	NPL	Nepal	6,746,987	4,621,943	1,271,866	-31.50	-72.48
149	UGA	Uganda	2,164,561	1,657,731	1,270,713	-23.41	-23.35
150	MLI	Mali	2,290,977	1,855,440	1,257,330	-19.01	-32.24
151	BLR	Belarus	540,772	1,628,964	1,144,608	201.23	-29.73
152	SYC	Seychelles	1,612,005	930,775	1,137,304	-42.26	22.19
153	GAB	Gabon	1,785,235	1,964,056	1,120,220	10.02	-42.96
154	CYP	Cyprus	1,472,862	2,049,063	1,111,704	39.12	-45.75
155	BDI	Burundi	157,760	620,369	1,040,229	293.24	67.68
156	YEM	Republic Of Yemen	736,068	1,726,526	993,687	134.56	-42.45
157	ZWE	Zimbabwe	579,223	1,361,385	913,194	135.04	-32.92
158	ATG	Antigua And Barbuda	1,964,125	1,105,456	834,574	-43.72	-24.50
159	SLE	Sierra Leone	702,894	617,323	828,640	-12.17	34.23
160	NER	Niger	611,761	81,859	753,592	-86.62	820.60
161	MNE	Montenegro	271,624	608,534	749,436	124.04	23.15
162	MKD	Macedonia	960,494	563,958	747,049	-41.28	32.47
163	SWZ	Swaziland	594,930	735,131	742,528	23.57	1.01
164	BWA	Botswana	1,669,622	1,023,602	733,560	-38.69	-28.34
165	COG	Congo, Republic Of The Congo	4,418,402	2,811,713	688,069	-36.36	-75.53
166	FJI	Fiji	957,284	743,580	655,887	-22.32	-11.79
167	BIH	Bosnia And Herzegovina	380,950	948,248	634,556	148.92	-33.08
168	NCL	New Caledonia	886,710	547,554	613,310	-38.25	12.01
169	SSD	South Sudan	22,453	500,880	589,201	2,130.79	17.63
170	SOM	Somalia	305,272	1,174,641	526,198	284.79	-55.20
171	SMR	San Marino	58,564	11,353	499,027	-80.61	4,295.55
172	MTQ	Martinique	758,177	462,454	460,388	-39.00	-0.45
173	DMA	Dominica	1,242,355	864,466	446,831	-30.42	-48.31
174	TKM	Turkmenistan	331,504	447,524	439,425	35.00	-1.81
175	RWA	Rwanda	5,559,063	1,120,478	434,369	-79.84	-61.23
176	VCT	St. Vincent	1,317,532	962,689	396,381	-26.93	-58.83
177	LBR	Liberia	1,047,135	1,151,401	382,514	9.96	-66.78
178	LAO	Laos	545,402	552,602	355,185	1.32	-35.72
179	ARM	Armenia	165,575	836,213	309,045	405.04	-63.04
180	CAF	Central African Republic	237,996	370,891	288,876	55.84	-22.11
181	MDA	Moldova	397,169	634,299	265,389	59.71	-58.16
182	CPV	Cabo Verde	0	69,690	252,868	Infinity	262.85
183	NRU	Nauru	0	0	213,232	NaN	Infinity
184	FSM	Federated States Of Micronesia	348,043	79,512	210,972	-77.15	165.33
185	IOT	British Indian Ocean Terr.	324,884	160,474	193,125	-50.61	20.35
186	CUB	Cuba	352,433	140,167	145,512	-60.23	3.81
187	REU	Reunion	15,230	2,024,408	129,812	13,192.24	-93.59
188	GRL	Greenland	58,164	15,464	126,474	-73.41	717.86
189	GMB	Gambia	150,998	161,737	87,770	7.11	-45.73
190	BTN	Bhutan	13,829	29,634	82,639	114.29	178.87
191	TKL	Tokelau Islands	14,849	0	73,519	-100.00	Infinity
192	PLW	Palau	20,400	26,710	67,656	30.93	153.30
193	MCO	Monaco	80,075	45,909	67,635	-42.67	47.32
194	VUT	Vanuatu	0	2,750	66,188	Infinity	2,306.84

195	AND	Andorra	10,317	58,115	59,179	463.29	1.83
196	TCD	Chad	72,725	52,134	48,534	-28.31	-6.91
197	WSM	Western Samoa	277,345	76,366	48,064	-72.47	-37.06
198	LIE	Liechtenstein	35,104	5,250	47,779	-85.04	810.08
199	GNQ	Equatorial Guinea	778,089	325,446	42,798	-58.17	-86.85
200	XXX	Kosovo	112,950	60,371	36,411	-46.55	-39.69
201	MSR	Montserrat	339,656	55,681	35,474	-83.61	-36.29
202	SLB	Solomon Islands	20,567	15,824	26,600	-23.06	68.10
203	NIU	Niue	17,247	28,348	24,716	64.36	-12.81
204	COK	Cook Islands	48,381	116,226	23,640	140.23	-79.66
205	XXX	West Bank Admin By Israel	28,407	174,760	19,977	515.20	-88.57
206	TLS	East Timor	28,313	689,110	11,700	2,333.90	-98.30
207	GIB	Gibraltar	0	102,320	9,810	Infinity	-90.41
208	STP	Sao Tome And Principe	402,934	21,353	6,824	-94.70	-68.04
209	SYR	Syria	42,686	8,084	6,720	-81.06	-16.87
210	FRO	Faroe Islands	14,478	21,830	3,811	50.78	-82.54
211	LSO	Lesotho	225,677	12,601	3,755	-94.42	-70.20
212	PCN	Pitcairn Island	0	0	3,600	NaN	Infinity
213	SJM	Svalbard, Jan Mayen Island	0	0	3,440	NaN	Infinity
214	ATF	Fr.Sthern.,Antarctic Lands	0	0	3,394	NaN	Infinity
215	SHN	St. Helena	0	130,281	3,250	Infinity	-97.51
216	FLK	Falkland Islands	0	24,600	3,030	Infinity	-87.68
217	MYT	Mayotte	0	0	2,520	NaN	Infinity
218	SPM	St. Pierre And Miquelon	0	71,470	0	Infinity	-100.00
219	ERI	Eritrea	458,488	52,454	0	-88.56	-100.00
220	KIR	Kiribati	6,750	21,569	0	219.54	-100.00
221	TON	Tonga	28,833	16,676	0	-42.16	-100.00
222	TJK	Tajikistan	66,080	14,700	0	-77.75	-100.00
223	COM	Comoros	139,000	5,000	0	-96.40	-100.00
224	PRK	North Korea	0	2,660	0	Infinity	-100.00
225	CXR	Christmas Island	35,952	0	0	-100.00	NaN
226	ESH	Western Sahara	18,165	0	0	-100.00	NaN
227	VAT	Vatican City	10,000	0	0	-100.00	NaN
228	CCK	Cocos Islands	3,909	0	0	-100.00	NaN
229	ANT	Netherlands Antilles	0	0	0	NaN	NaN
230	USA7320	Sudan	0	0	0	NaN	NaN
231	SCG	Serbia And Montenegro	0	0	0	NaN	NaN
232	NFK	Norfolk Island	0	0	0	NaN	NaN
233	XXX	Serbia (Incl Kosovo)	0	0	0	NaN	NaN
234	XXX	Gaza Strip Admin By Israel	0	0	0	NaN	NaN
235	HMD	Heard And Mcdonald Islands	0	0	0	NaN	NaN
236	TUV	Tuvalu Islands	0	0	0	NaN	NaN
237	WLF	Wallis And Futuna	0	0	0	NaN	NaN
238	GNB	Guinea-Bissau	0	0	0	NaN	NaN
239	XXX	Unidentified Countries	0	0	0	NaN	NaN

[WISERtrade](#): State HS Database

Source: <http://www.wisertrade.org>, data from U.S. Census Bureau Foreign, Trade Division.

Note: The State Exports by HS data series does not contain imputations for missing states and industries.