

HR Banner Self-Service CougarNet

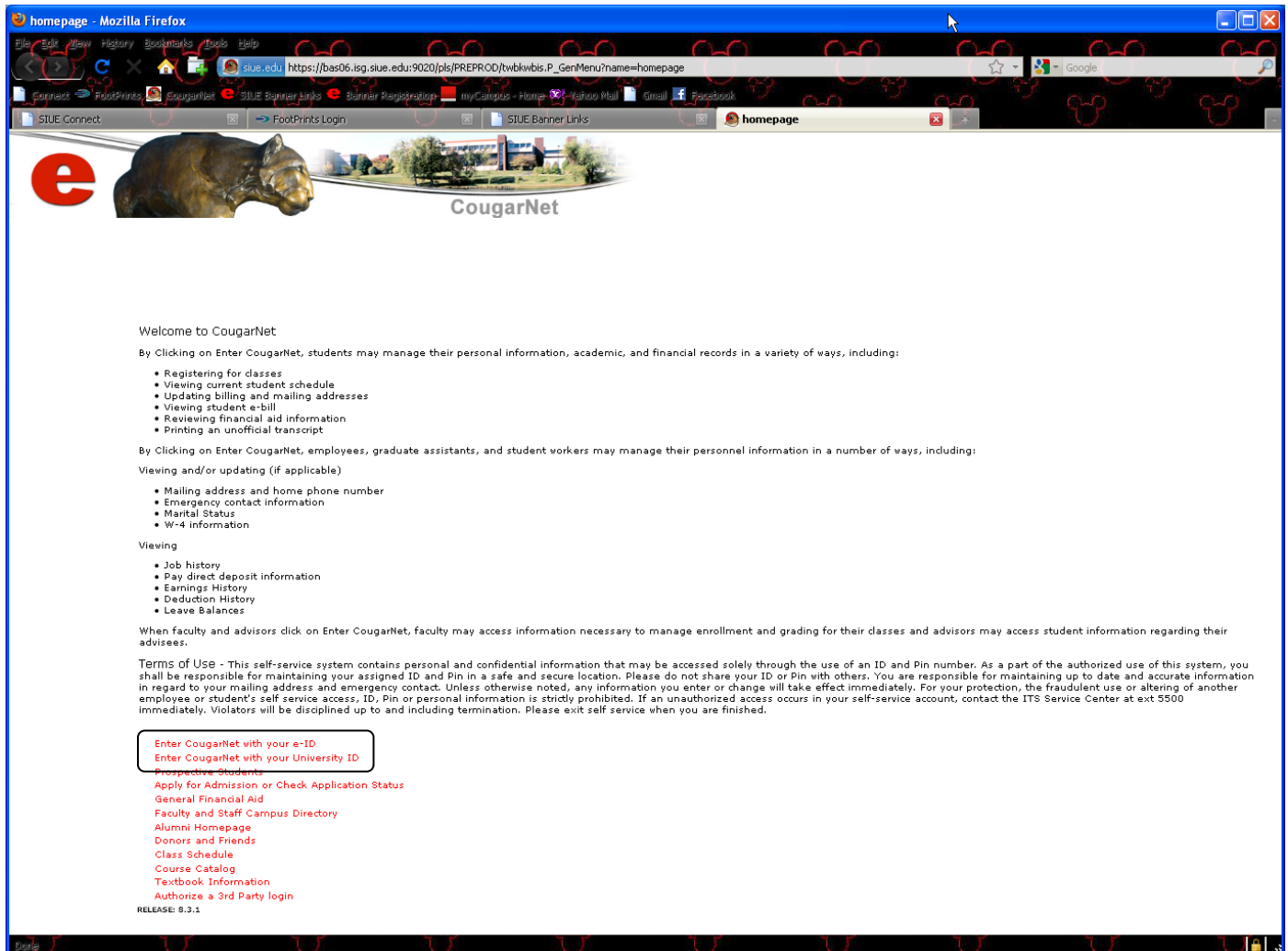
Items covered in this document:

- Login
 - Lookup University ID and PIN
 - First Time Login
 - Returning Login
- Enable Access
- Reset Forgotten PIN

Login

- Open an internet browser
- Navigate to one of the following links:
 - www.siu.edu/cougarnet
 - For current Banner users, www.siu.edu/beis and click on the **CougarNet** link
- Select ID to use to log in
 - Click on **Enter CougarNet with your e-ID** link to logon with your e-ID and password
 - Click on **Enter CougarNet with your University ID** to logon with your UID (800 number) and PIN

CougarNet Homepage

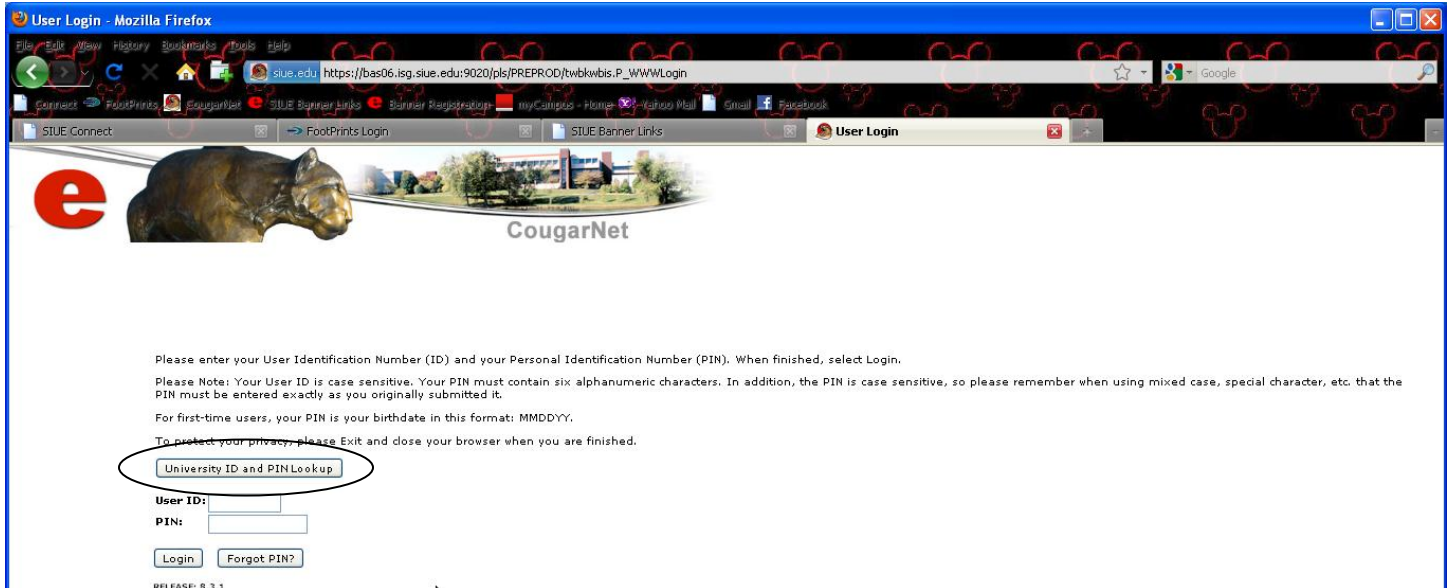


Lookup University ID and PIN

Your University ID is located on your Cougar ID card. Or you can lookup University ID and PIN using your e-ID and password. Must have an e-ID and password to look up University ID.

- From the CougarNet home page, select Enter CougarNet with your University ID
- From the University ID login page, click


CougarNet University ID Login Page



- e-ID – Key in e-id
- Password – Key in password
- Click

Lookup University ID and PIN

Lookup University ID and PIN




Please enter the requested information for each item below and then click on the "Continue" button:

e-ID: Password:

- Make note of University ID and PIN
- Close browser window/tab
- Continue login process

Lookup University ID and PIN Retrieval

Lookup University ID and PIN



ID: 80000000
PIN: alpha1

Be certain to exit the web browser to prevent other people from viewing this information.

First Time Login

- Select login method:
 - Enter CougarNet with your e-ID
 - **User ID** – Key in University ID (800xxxxxx)
 - **PIN** – Key in 6-digit birthdate; Example: January 1, 1956 key in 010156
 - Click

CougarNet e-ID Login Page

CAS - Central Authentication Service - Mozilla Firefox

File Edit View History Bookmarks Tools Help

siue.edu https://cas.isg.siu.edu:8443/itscas/login?service=https%3a%2f%2fbas06.isg.siu.edu%3a9020/pls/PROD/twkcasi.P_service_Ticket?target=twbkwbis.P...

Southern Illinois University EDWARDSVILLE

Central Authentication Service (CAS)

Enter your e-ID and Password

e-ID:

Password:

Warn me before logging me into other sites.

Clear

For security reasons, please Log Out and Exit your web browser when you are done accessing services that require authentication!

If you experience any problems logging in with your e-ID and password, please contact the ITS Help Desk by either calling (618) 650-5500 or sending an email to help@siue.edu.

Languages: [English](#) [Spanish](#) [French](#) [Russian](#) [Nederlands](#) [Svenska](#) [Italiano](#) [Urdu](#) [Chinese \(Simplified\)](#) [Deutsch](#) [Japanese](#) [Croatian](#) [Czech](#) [Slovenian](#) [Polish](#)

© 2010 SIUE, Edwardsville, IL 62026 | Contact SIUE | 800-447-SIUE

Privacy Policy | Legal Notices | Equal Opportunity Employer | Employment | Emergency Notification (e-Lert)

OR

- Enter CougarNet with your University ID
 - Enter your University ID
 - 800# located on your Cougar ID card
 - Enter your PIN
 - Click

CougarNet University ID Login Page

User Login - Mozilla Firefox

File Edit View History Bookmarks Tools Help

siue.edu https://bankapp.isg.siu.edu:9030/pls/DEVST1/twbkwbis.P_WWWLogin

CougarNet

Please enter your User Identification Number (ID) and your Personal Identification Number (PIN). When finished, select Login.

Please Note: Your User ID is case sensitive. Your PIN must contain six alphanumeric characters. In addition, the PIN is case sensitive, so please remember when using mixed case, special character, etc. that the PIN must be entered exactly as you originally submitted it.

For first-time users, your PIN is your birthdate in this format: MMDDYY.

To protect your privacy, please Exit and close your browser when you are finished.

Changes to CougarNet logon methods coming Nov. 12th: [Click here for details.](#)

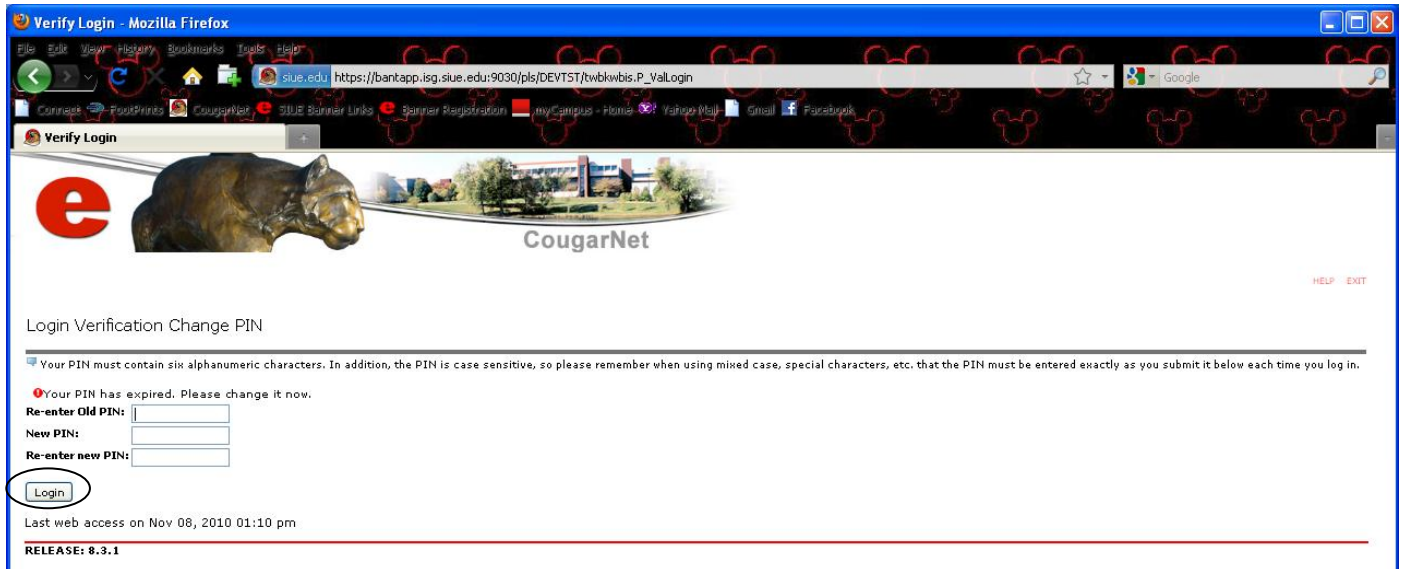
User ID:

PIN:

RELEASE: 8.3.1

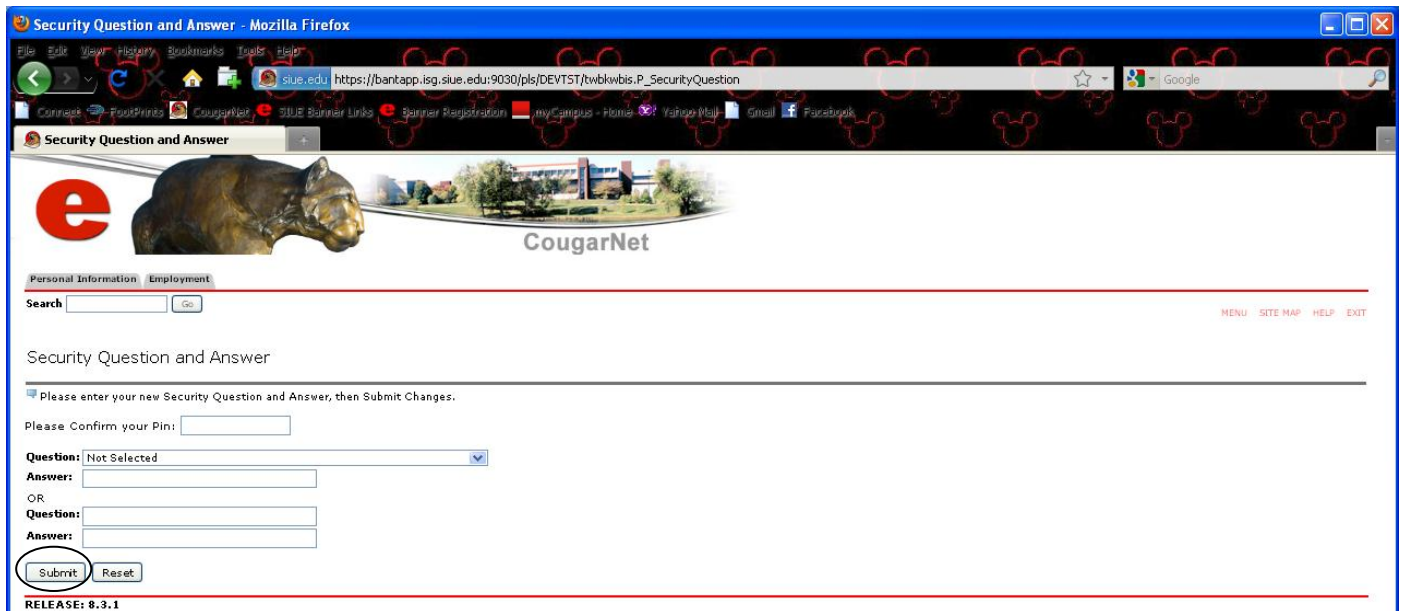
- Change PIN.
 - **Re-enter Old PIN** – Key in 6-digit birthdate
 - **New PIN** – Key in new 6-digit PIN (case sensitive)
 - **Re-enter new PIN** – Key in new 6-digit PIN again
 - Click

Login Verification Change PIN



- Enter security question and answer
 - **Enter Question** – Key in question that you will remember
 - **Answer** – Key in answer to question (case sensitive)
 - Click

Login Verification Security Question and Answer



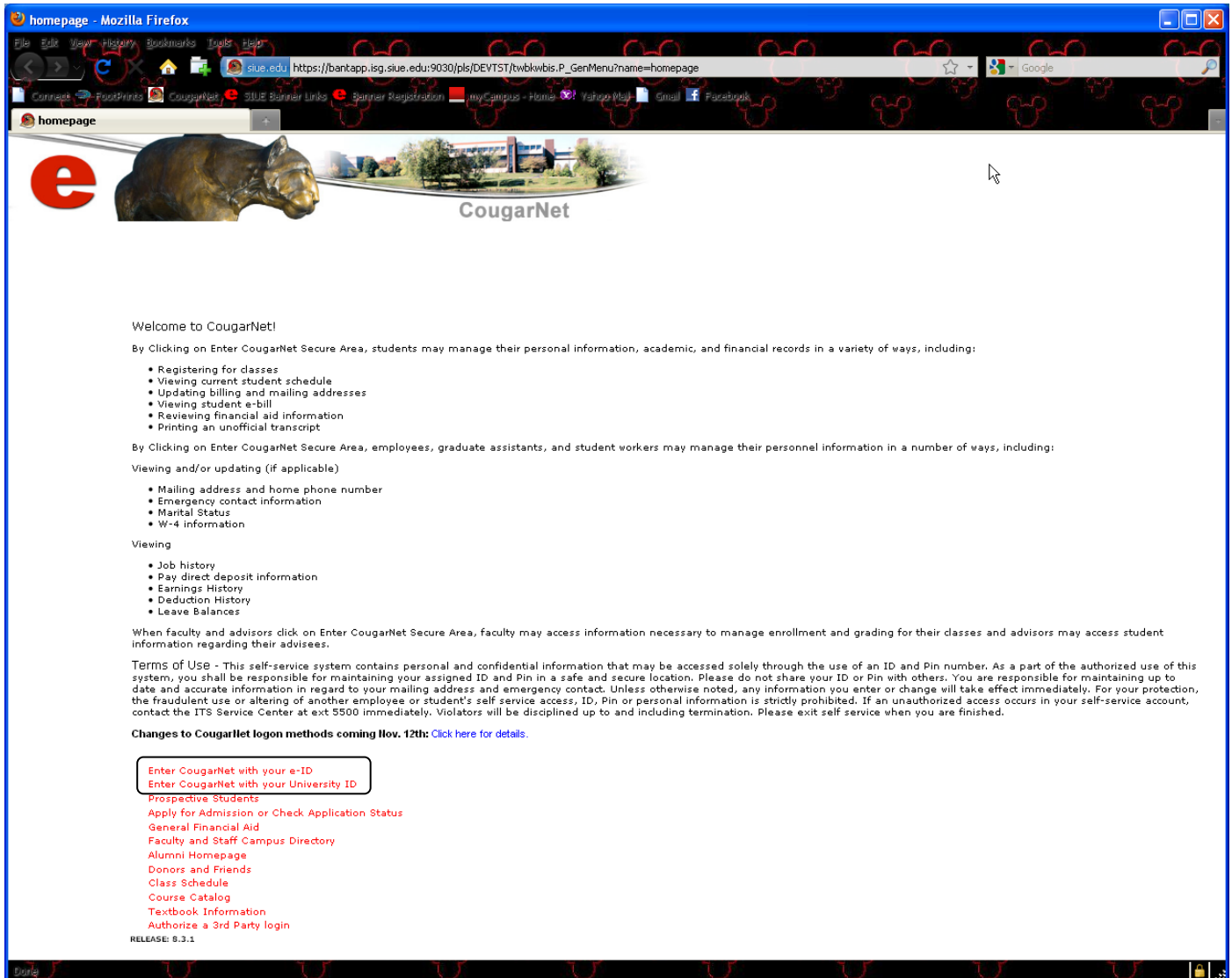
Returning Login

- Navigate to the selected CougarNet Login page
 - Enter CougarNet with your e-ID
 - **User ID** – Key in University ID (800xxxxxx)
 - **PIN** – Key in 6-digit birthdate; Example: January 1, 1956 key in 010156
 - Click

OR

- Enter CougarNet with your University ID
 - Enter your University ID
 - 800# located on your Cougar ID card
 - Enter your PIN
 - Click

CougarNet Home Page




homepage - Mozilla Firefox

File Edit View History Bookmarks Tools Help

siue.edu https://bantapp.isg.siue.edu:9030/pls/DEV151/twbkwbis.P_GenMenu?name=homepage

Connect Footprints CougarNet SIUE Banner Links Banner Registration myCampus - Home Yahoo! Mail Gmail Facebook

homepage

 CougarNet

Welcome to CougarNet!

By Clicking on Enter CougarNet Secure Area, students may manage their personal information, academic, and financial records in a variety of ways, including:

- Registering for classes
- Viewing current student schedule
- Updating billing and mailing addresses
- Viewing student e-bill
- Reviewing financial aid information
- Printing an unofficial transcript

By Clicking on Enter CougarNet Secure Area, employees, graduate assistants, and student workers may manage their personnel information in a number of ways, including:

Viewing and/or updating (if applicable)

- Mailing address and home phone number
- Emergency contact information
- Marital Status
- W-4 information

Viewing

- Job history
- Pay direct deposit information
- Earnings History
- Deduction History
- Leave Balances

When faculty and advisors click on Enter CougarNet Secure Area, faculty may access information necessary to manage enrollment and grading for their classes and advisors may access student information regarding their advisees.

Terms of Use - This self-service system contains personal and confidential information that may be accessed solely through the use of an ID and Pin number. As a part of the authorized use of this system, you shall be responsible for maintaining your assigned ID and Pin in a safe and secure location. Please do not share your ID or Pin with others. You are responsible for maintaining up to date and accurate information in regard to your mailing address and emergency contact. Unless otherwise noted, any information you enter or change will take effect immediately. For your protection, the fraudulent use or altering of another employee or student's self service access, ID, Pin or personal information is strictly prohibited. If an unauthorized access occurs in your self-service account, contact the ITS Service Center at ext 5500 immediately. Violators will be disciplined up to and including termination. Please exit self service when you are finished.

Changes to CougarNet login methods coming Nov. 12th: [Click here for details.](#)

Prospective Students
Apply for Admission or Check Application Status
General Financial Aid
Faculty and Staff Campus Directory
Alumni Homepage
Donors and Friends
Class Schedule
Course Catalog
Textbook Information
Authorize a 3rd Party login


RELEASE: 9.3.1

Enable Access

If the wrong PIN is tried too many times, access will be disabled. Can enable access using your e-ID and password. Similar process as looking up University ID and PIN.

- Click [here](#)


Access Disabled Message

 Your CougarNet access has been disabled. Please click [here](#) to reset your PIN.

- **e-ID** – Key in e-ID
- **Password** – Key in e-ID password
- Click

Lookup Univeristy ID and PIN

Lookup University ID and PIN




Please enter the requested information for each item below and then click on the "Continue" button:

e-ID: Password:

- Make note of University ID and PIN
 - Access enabled for CougarNet
- Close browser window
- Continue login process
- If login problems continue, contact HR, 650-2190

Lookup University ID and PIN Retrieval

Lookup University ID and PIN



ID: 800000000
PIN: alpha1

Be certain to exit the web browser to prevent other people from viewing this information.

Reset Forgotten PIN

You can reset PIN using University ID and security question.

- Select Enter CougarNet with your University ID
- **User ID** – Key in University ID (800xxxxxx)
- Click

CougarNet University ID Login Page



User Login - Mozilla Firefox

File Edit View History Bookmarks Tools Help

siue.edu https://bantapp.isg.siu.edu:9030/pls/DEVST1/twbkwbis.P_WWWLogin

Connect Print CougarNet SIUE Banner Links Banner Registration myCampus - Home Yahoo! Mail Facebook

User Login

  CougarNet

Please enter your User Identification Number (ID) and your Personal Identification Number (PIN). When finished, select Login.

Please Note: Your User ID is case sensitive. Your PIN must contain six alphanumeric characters. In addition, the PIN is case sensitive, so please remember when using mixed case, special character, etc. that the PIN must be entered exactly as you originally submitted it.

For first-time users, your PIN is your birthdate in this format: MMDDYY.

To protect your privacy, please Exit and close your browser when you are finished.

Changes to CougarNet logon methods coming Nov. 12th: [Click here for details.](#)

User ID:

PIN:

RELEASE: 8.3.1

- Key in answer to security question
 - Case sensitive
 - Question and answer setup during first login or as maintained
- Click

Security Answer



Security Answer - Mozilla Firefox

File Edit View History Bookmarks Tools Help

siue.edu https://bantapp.isg.siu.edu:9030/pls/DEVST1/twbkwbis.P_ValLogin

Connect Print CougarNet SIUE Banner Links Banner Registration myCampus - Home Yahoo! Mail Facebook

Security Answer

  CougarNet

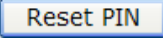
Security Answer

User ID: 800463924

Question: What is the name of your first pet?

Answer:

RELEASE: 8.3.1

- **New PIN** – Key in new 6-digit PIN
- **Re-enter new PIN** – Key in new 6-digit PIN again
- Click 

Reset PIN

